

Outdoor Living Today

Manufacturers of Easy-to-Assemble
Western Red Cedar Kits



Breeze Pergolas



Panelized Garden Sheds



Children's Playhouses



Gazebos



Spa Shelters

Outdoor Living Today
Cedar for Life

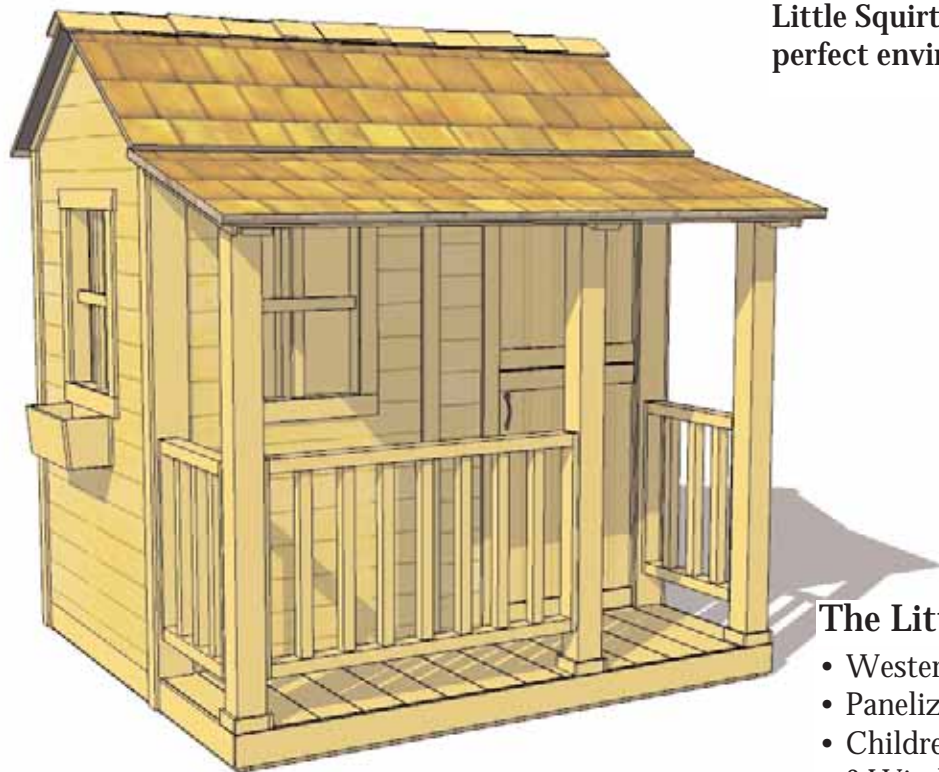


Playhouses

6'x6' Little Squirt Playhouse

Item#LSP66

Children of all ages, especially pre-schoolers, love imaginary play. Our Little Squirt 6ft x 6ft Playhouse is the perfect environment for younger kids.

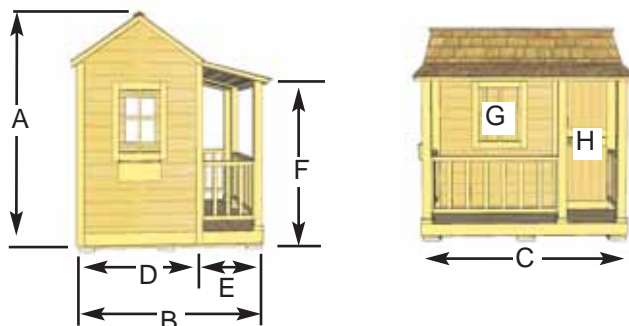


The Little Squirt Kit Includes:

- Western Red Cedar Construction
- Panelized For Quick Assembly
- Children's Table and Two Chairs
- 3 Window Openings
- 1/2 Dutch Door
- Hardware Included (screws and nails)
- Optional Functional Windows and Full Dutch Door available.

Specifications:

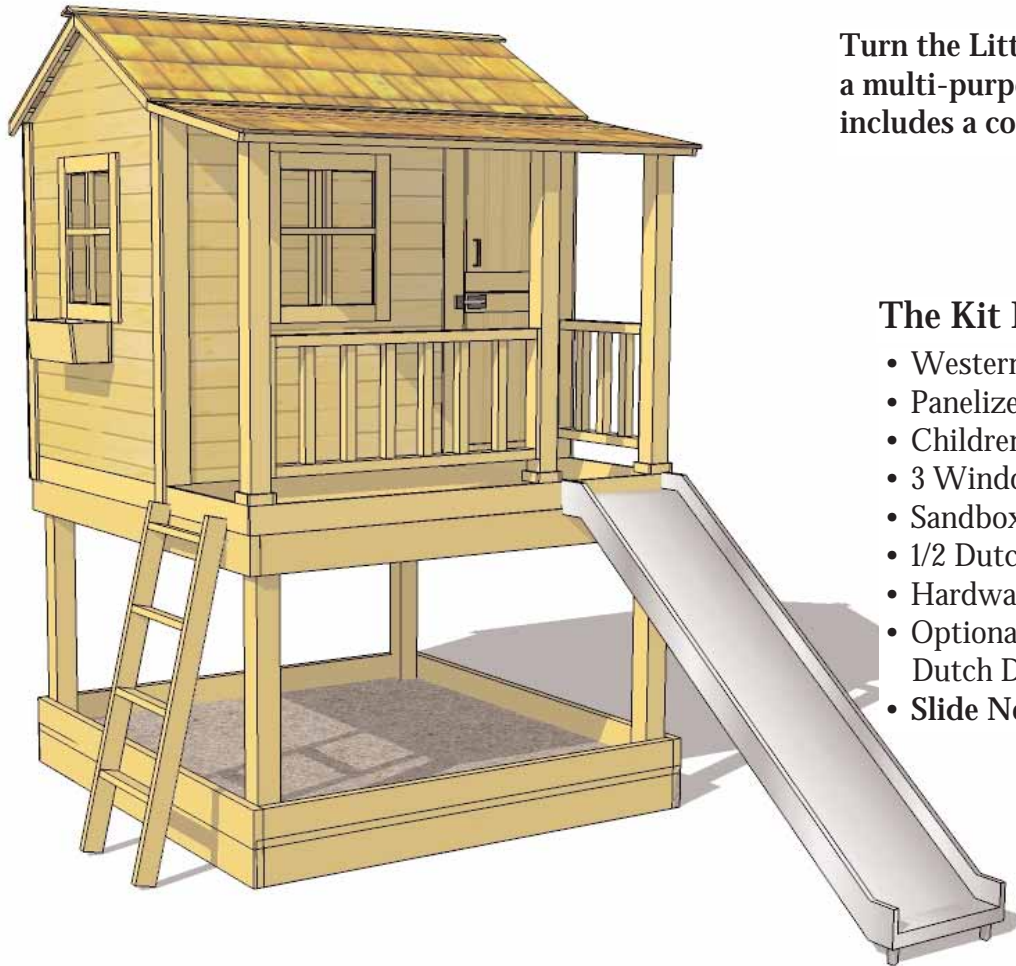
- A: Outside Height = 80" (inside = 74")
 B: Outside Wall Depth = 71 1/2"
 C: Outside Wall Width = 76"
 D: Enclosed Playhouse Depth = 40 1/2"
 E: Porch Depth = 24 1/2"
 F: Front Porch Roof Height = 50"
 G: Window Openings = 16" x 22"
 H: Door Opening = 24"w x 58"h
 1/2 Dutch Door Size = 32 1/2" x 23 1/2"



Shipping Pkg. Size: 48" w 29" h x 84" l
 Shipping Weight: = 650 lbs

6'x6' Little Squirt Playhouse (with Sandbox)

Item#LSP66SS



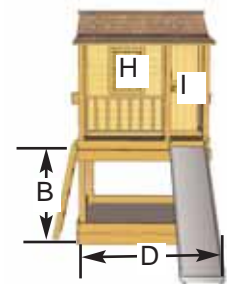
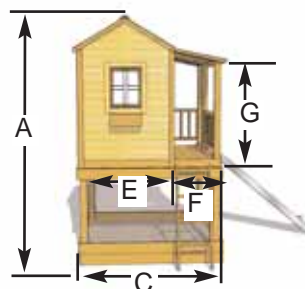
Turn the Little Squirt Playhouse into a multi-purpose activity center that includes a covered Sandbox.

The Kit Includes:

- Western Red Cedar Construction
- Panelized For Quick Assembly
- Children's Table and Two Chairs
- 3 Window Openings
- Sandbox with 4x4 Post Platform
- 1/2 Dutch Door
- Hardware Included (screws and nails)
- Optional Functional Windows and Full Dutch Door available.
- **Slide Not Included.**

Specifications:

- A: Outside Height = 128" (inside= 74")
 B: Platform Height = 48"
 C: Outside Wall Depth = 71 1/2"
 D: Outside Wall Width = 76"
 E: Enclosed Playhouse Depth = 40 1/2"
 F: Porch Depth = 24 1/2"
 G: Front Porch Roof Height = 50"
 H: Window Openings = 16" x 22"
 I: Door Dimensions = 57" x 23 1/2"

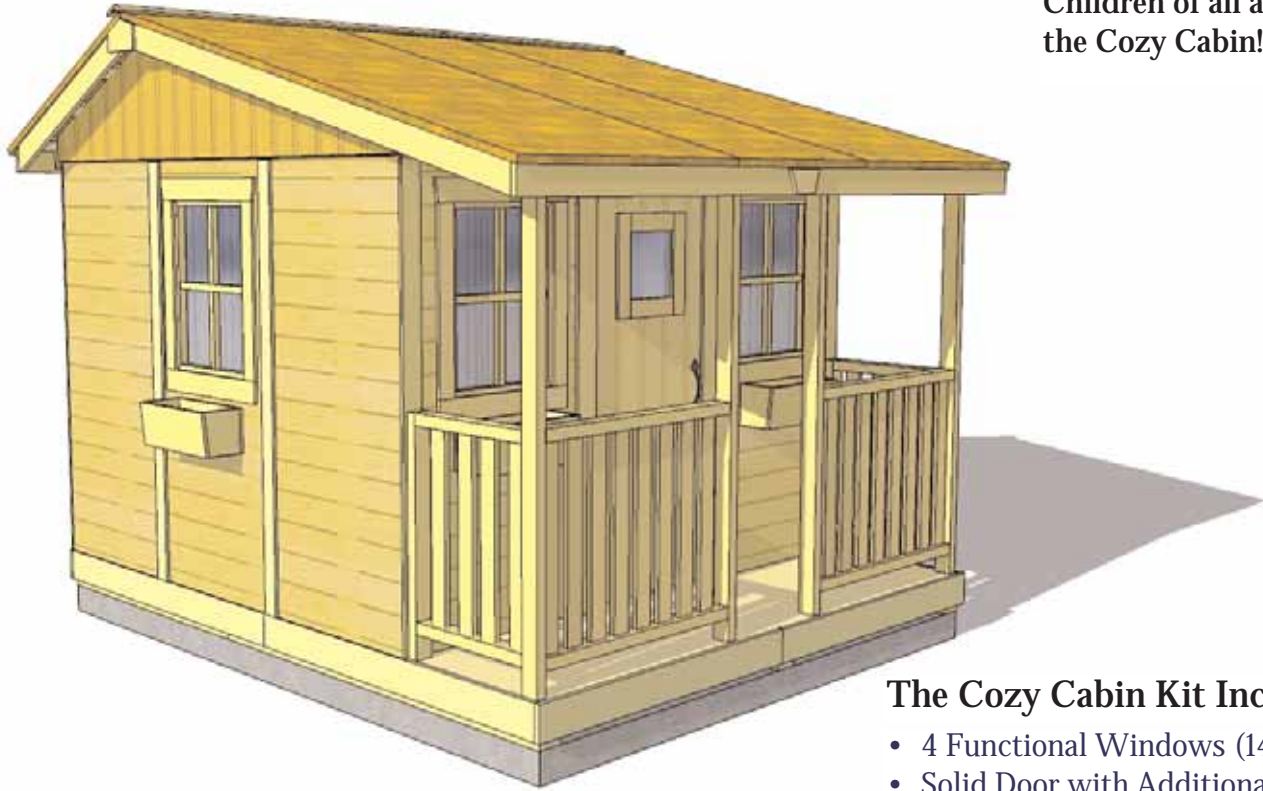


Shipping Pkg. Size: 48" w 40" h x 84" l
 Shipping Weight: = 800 lbs

7'x9' Cozy Cabin Playhouse

Item#CCP97

Children of all ages love the Cozy Cabin!

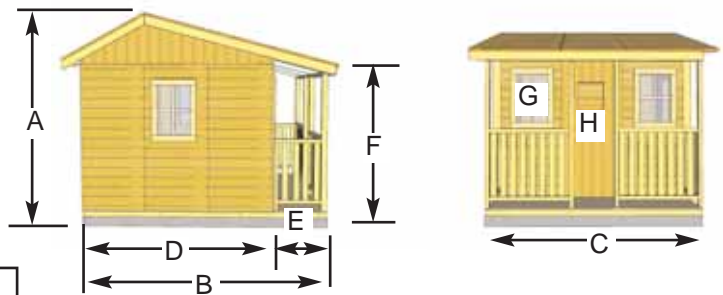


The Cozy Cabin Kit Includes:

- 4 Functional Windows (14" w x 20" h)
- Solid Door with Additional Window
- Western Red Cedar Construction
- 2ft Porch with Handrail
- Panelized For Quick Assembly
- Hardware Included (screws and nails).

Specifications:

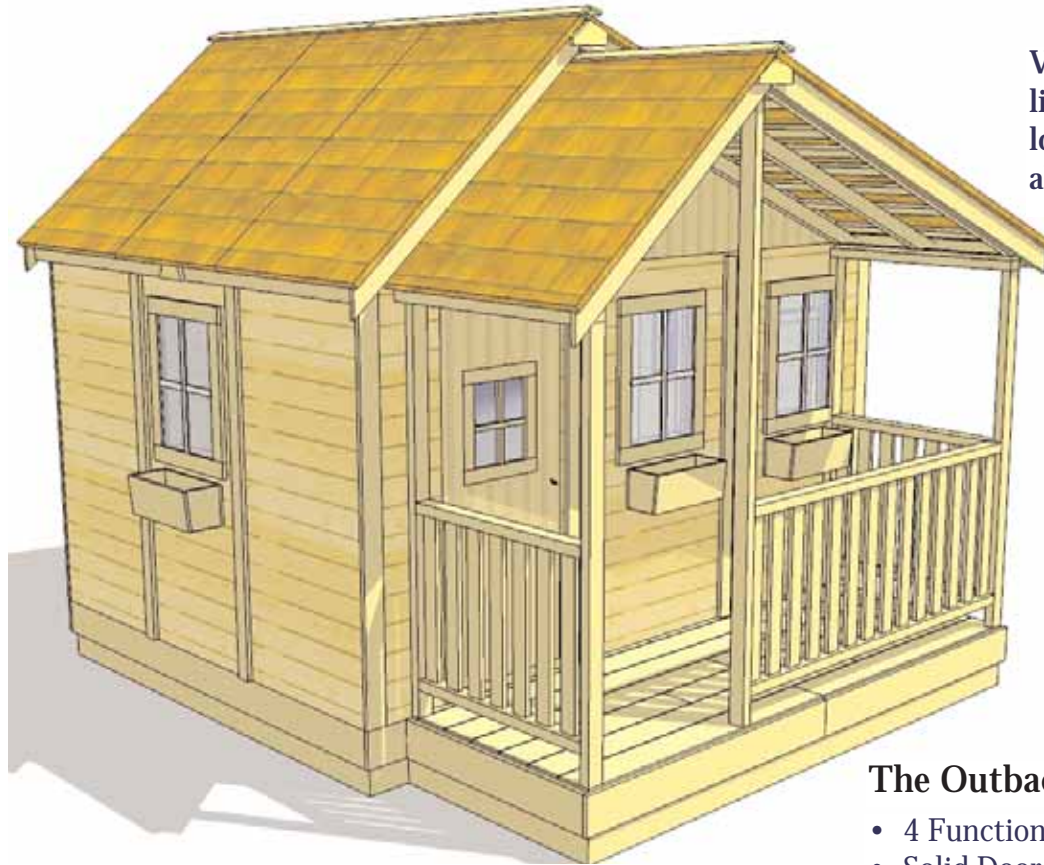
- A: Outside Height = 86" (inside= 69")
- B: Outside Wall Depth = 108"
- C: Outside Wall Width = 89"
- D: Enclosed Playhouse Depth = 85"
- E: Porch Depth = 23"
- F: Front Porch Roof Height = 55"
- G: Window Openings = 14" x 20"
- H: Door Dimensions = 24"w x 57"h



Shipping Pkg. Size: 50"w x 48"h x 92"l
Shipping Weight: = 1100 lbs

9'x7' Outback Playhouse (with 3ft Porch)

Item#OPBP97



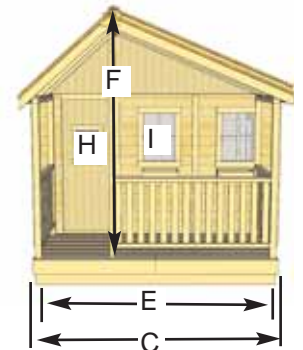
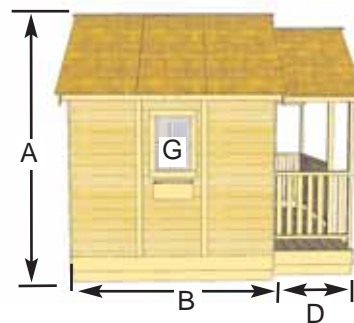
With its unique double roof line, be prepared to answer a lot of questions from friends about where you bought it!

The Outback Kit Includes:

- 4 Functional Windows
- Solid Door with Additional Window
- Western Red Cedar Construction
- 3ft Porch with Cedar Deck
- Panelized For Quick Assembly
- Hardware Included (screws and nails).

Specifications:

- A: Outside Height = 97" (inside= 89")
- B: Outside Depth (Not inc. Porch = 85 1/2")
- C: Outside Wall Width = 113"
- D: Porch Depth = 36"
- E: Porch Width = 97"
- F: Porch Height = 84"
- G: Window Openings = 14" x 20"
- H: Door Dimensions = 24"w x 57"h
- I: Porch Window Openings = 12" x 20"



Shipping Pkg. Size: 48"w 55"h x 88"l
Shipping Weight: = 1295 lbs

6'x9' Sunflower Playhouse

Item#SP69

The Sunflower Playhouse is our best seller. An ideal playhouse for children to spend countless hours of playing in a safe environment.

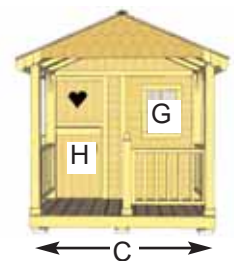
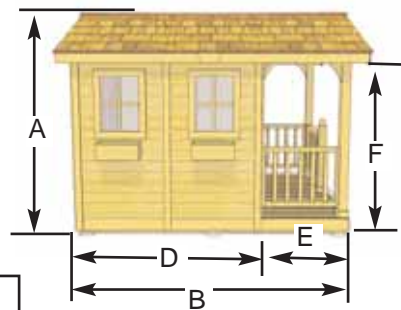


The Sunflower Kit Includes:

- 3 Functional Windows (14" w x 20" h)
- Functional Dutch Door
- Western Red Cedar Construction
- Designer Shingled Gable
- 3 ft Cedar Deck on Porch
- Panelized For Quick Assembly
- Hardware Included (screws and nails).

Specifications:

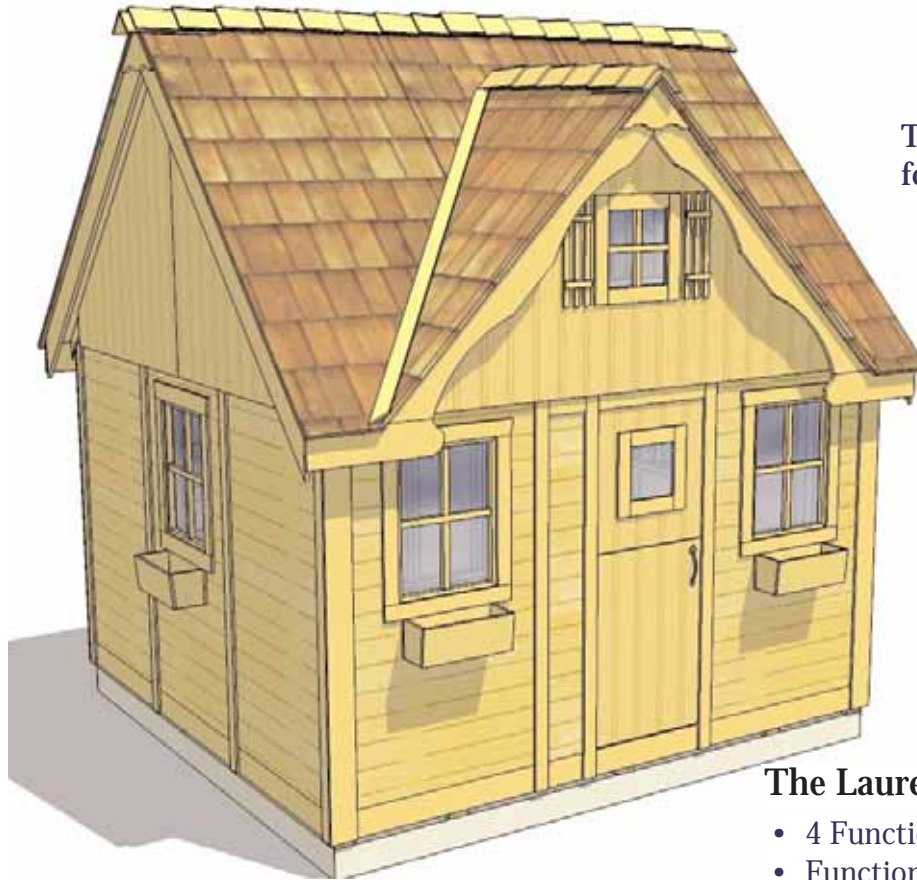
- A: Outside Height = 84" (inside= 75")
- B: Outside Wall Depth = 106"
- C: Outside Wall Width = 76"
- D: Enclosed Playhouse Depth = 72"
- E: Porch Depth = 34"
- F: Front Porch Roof Height = 62"
- G: Window Openings = 14" x 20"
- H: Door Dimensions = 24"w x 57"h



Shipping Pkg. Size: 48"w x 47"h x 88"l
Shipping Weight: = 950 lbs

9'x9' Lauren's Cottage Playhouse

Item#LCP99



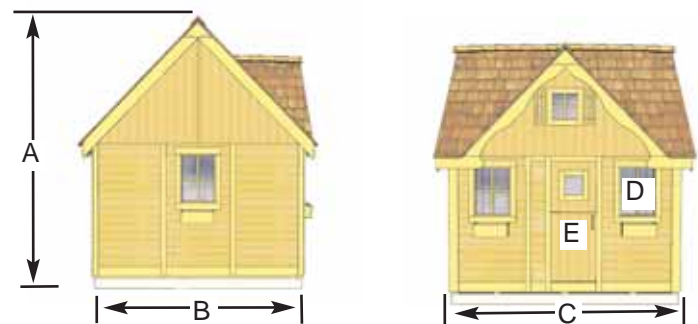
The ultimate play place for your children.

The Lauren's Cottage Includes:

- 4 Functional Windows (14" w x 20" h)
- Functional Dutch Door
- Western Red Cedar Construction
- Dormer Roof
- Functional Loft
- Gable Window with Shutters
- Panelized For Quick Assembly
- Hardware Included (screws and nails).

Specifications:

- A: Outside Height = 123"
(Inside Height to Loft Floor = 60")
(Loft Floor to Ceiling = 48")
- B: Outside Wall Depth = 107"
- C: Outside Wall Width = 112"
- D: Window Openings = 14" x 20"
- E: Door Dimensions = 24"w x 57"h



Shipping Pkg. Size #1: 48" w 59" h x 88" l
Shipping Pkg. Size #2: 52" w 43" h x 92" l
Shipping Weight: = 2000 lbs

Garden Sheds

4'x2' Potting Bench

Item#PB42



The Potting Bench is a great place for you to organize and store garden necessities from potting soil to trowel.

The Potting Bench Kit Includes:

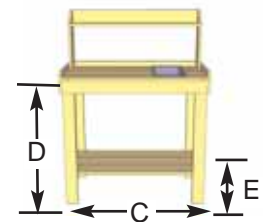
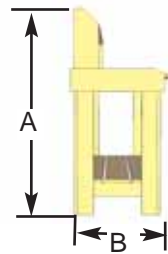
- Western Red Cedar Construction
- Sturdy and Easy to Assemble
- Plastic Sink
- Hardware Included (screws and nails).

Specifications:

- A: Overall Height = 51"
- B: Depth = 23"
- C: Width = 43"
- D: Top Shelf Height = 34"
- E: Bottom Shelf Height = 9"

*Plastic Sink Size: 10"w x 16"d

Shipping Pkg. Size: 24"w x 10"h x 46"l
Shipping Weight: = 75 lbs



4'x2' Garden Chalet

Item#GC42



The Garden Chalet shed is large enough to store most common garden tools such as rakes and hoses or perfect for all your pool accessories.

The Garden Chalet Kit Includes:

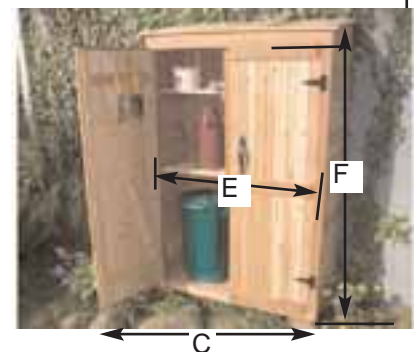
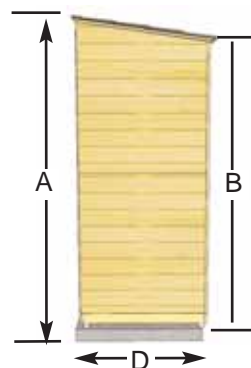
- 2 adjustable storage shelves
- Made of durable western red cedar
- Panelized for quick and easy assembly
- Double doors
- All hardware included
- *Approximately 4 hours to assemble .

Specifications:

- A: Outside Height (Rear) =71"
 B: Outside Height (Front) = 68"
 C: Outside Width =48"
 D: Outside Depth =23"
 E: Door Width = 40"w
 F: Door Height = 62 1/2"

Shipping Pkg. Size: 23"w x 8"h x 69"l
 24"w x 9"h x 37"l

Shipping Weight: = 145 lbs



6'x3' Grand Garden Chalet

Item#GGC63SR



Looking for convenient storage close to your garden or deck?

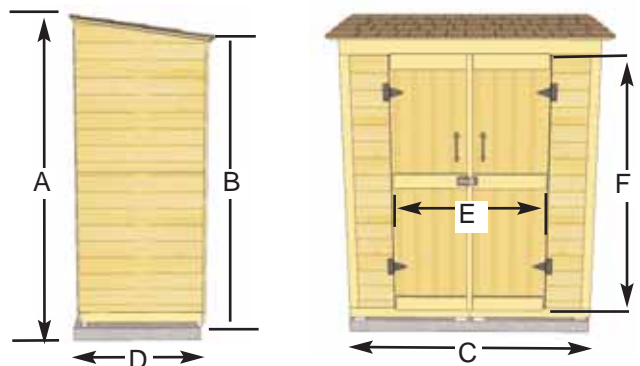
The Grand Garden Chalet Kit Includes:

- Functional Double Doors
- Western Red Cedar Construction
- 2 Adjustable Shelves
- Cedar Shingle Roof
- Panelized For Quick Assembly
- Hardware Included (screws and nails).

Specifications:

- A: Outside Height (Rear) = 73"
- B: Outside Height (Front) = 68"
- C: Outside Width = 75"
- D: Outside Depth = 36 1/2"
- E: Door Width = 40" w
- F: Door Height = 62 1/2"

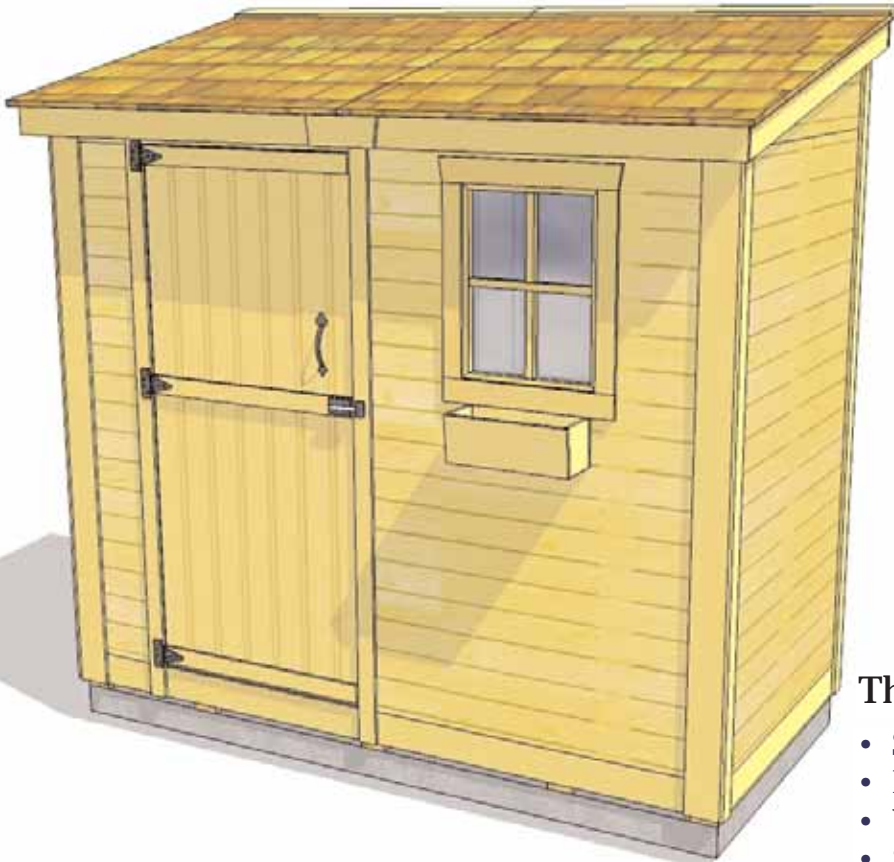
Shipping Pkg. Size: 48" w x 16" h x 85" l
Shipping Weight: = 295 lbs



8'x4' SpaceSaver Garden Shed

Item#SS84 & SS84D

This functional and attractive lean-to style shed will be perfect against a fence or up tight to house.



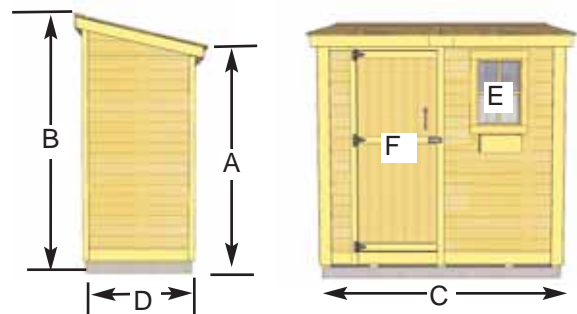
Double Door Model - No Window

The SpaceSaver Kit Includes:

- SS84 - 1 Fixed Window (16" w x 22" h)
- Functional Door Configuration
- Western Red Cedar Construction
- 2x3 Frame Construction
- Mahogany Veneer on Interior Panels
- Cedar Roof with Shingles Already Attached
- Panelized For Quick Assembly
- Hardware Included (screws and nails).

Specifications:

- A: Outside Height (Front) = 83"
 B: Outside Height (Rear) = 95"
 C: Outside Wall Width = 97 1/2"
 D: Outside Wall Depth = 47 1/2"
 E: Window Opening = 16" w x 22" h
 F: Door Dimensions = 31" w x 72" h
 *Model SS84-D - Door Dimension - 62" w x 72" h



Shipping Pkg. Size: 52" w x 30" h x 88" l
 Shipping Weight: = 650 lbs

8'x8' Gardener's Garden Shed

Item#G88



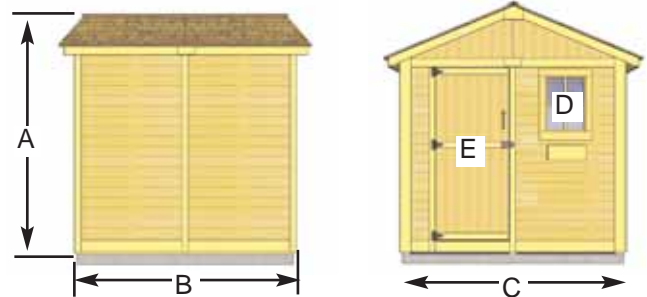
Simple and attractive storage for almost any situation.

The Gardener's Kit Includes:

- 1 Fixed Window (16" w x 22" h)
- Western Red Cedar Construction
- 2x3 Frame Construction
- Mahogany Veneer on Interior Panels
- Cedar Roof with Shingles Already Attached
- Panelized For Quick Assembly
- Hardware Included (screws and nails).

Specifications:

- A: Outside Height = 105"
- B: Outside Wall Depth = 93"
- C: Outside Wall Width = 98"
- D: Window Opening = 16" w x 22" h
- E: Door Dimensions = 31" w x 72" h

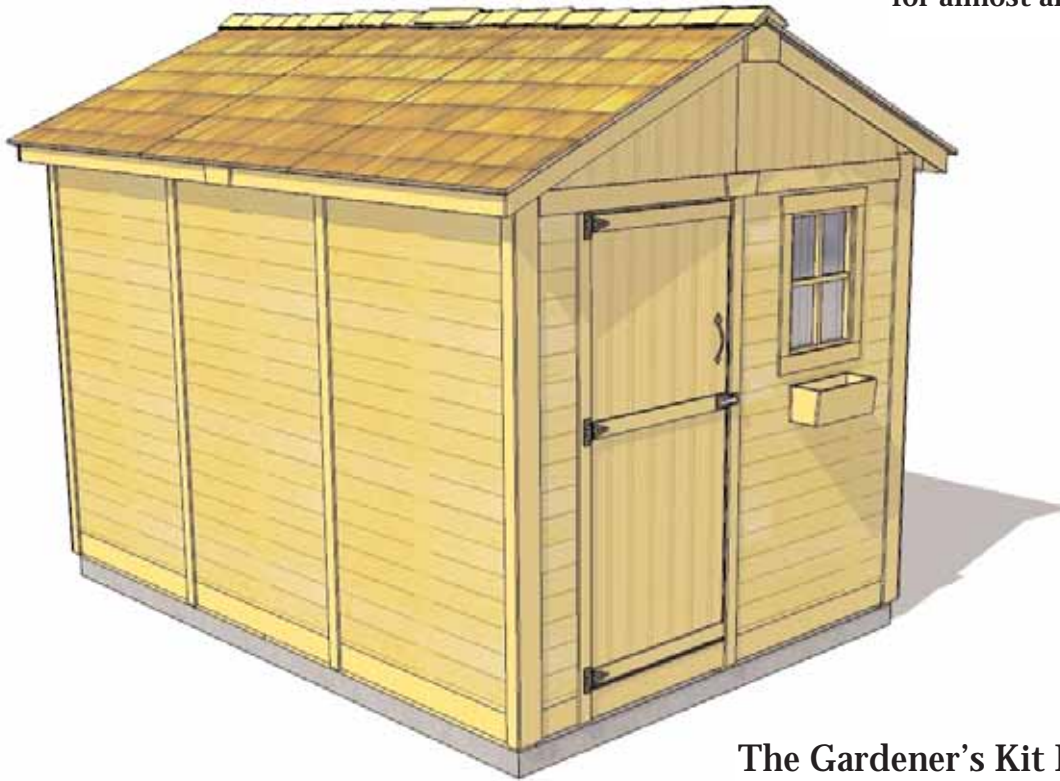


Shipping Pkg. Size: 52" w 38" h x 88" l
Shipping Weight: = 800 lbs

8'x12' Gardener's Garden Shed

Item#G812

Simple and attractive storage for almost any situation.

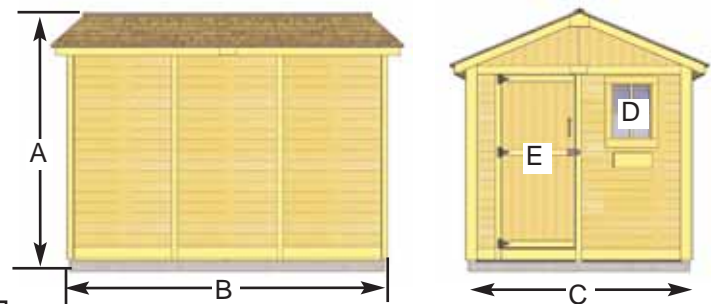


The Gardener's Kit Includes:

- 1 Fixed Window (16" w x 22" h)
- Western Red Cedar Construction
- 2x3 Frame Construction
- Mahogany Veneer on Interior Panels
- Cedar Roof with Shingles Already Attached
- Panelized For Quick Assembly
- Hardware Included (screws and nails).

Specifications:

- A: Outside Height = 105"
 B: Outside Wall Depth = 138 1/2"
 C: Outside Wall Width = 98"
 D: Window Opening = 16" w x 22" h
 E: Door Dimensions = 31" w x 72" h

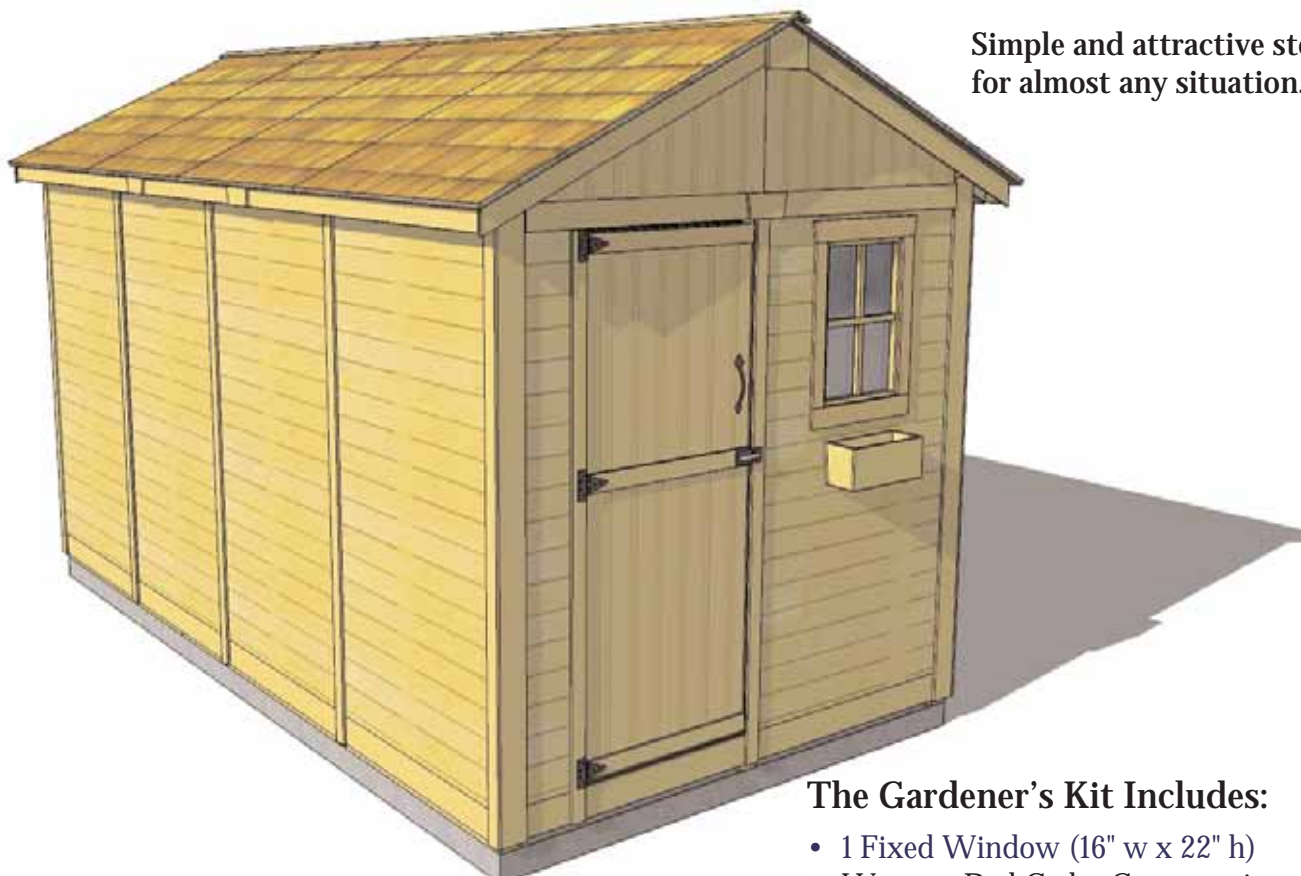


Shipping Pkg. Size: 52" w x 52" h x 88" l
 Shipping Weight: = 1200 lbs

8'x15' Gardener's Garden Shed

Item#G815

Simple and attractive storage for almost any situation.

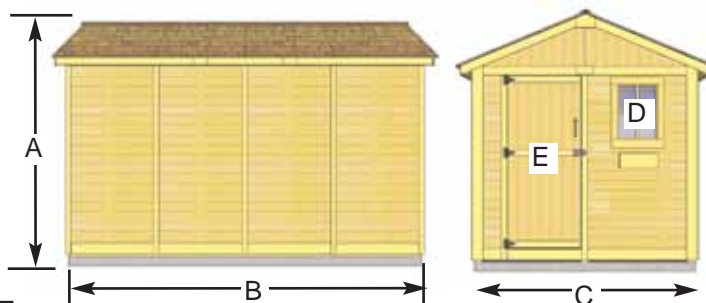


The Gardener's Kit Includes:

- 1 Fixed Window (16" w x 22" h)
- Western Red Cedar Construction
- 2x3 Frame Construction
- Mahogany Veneer on Interior Panels
- Cedar Roof with Shingles Already Attached
- Panelized For Quick Assembly
- Hardware Included (screws and nails).

Specifications:

- A: Outside Height = 105"
- B: Outside Wall Depth = 184"
- C: Outside Wall Width = 98"
- D: Window Opening = 16" w x 22" h
- E: Door Dimensions = 31" w x 72" h



Shipping Pkg. Size: 52" w 65" h x 88" l
Shipping Weight: = 1500 lbs

8'x10' SpaceMaker Storage Shed

Item#SM810

The SpaceMaker is our best seller for storage solutions.

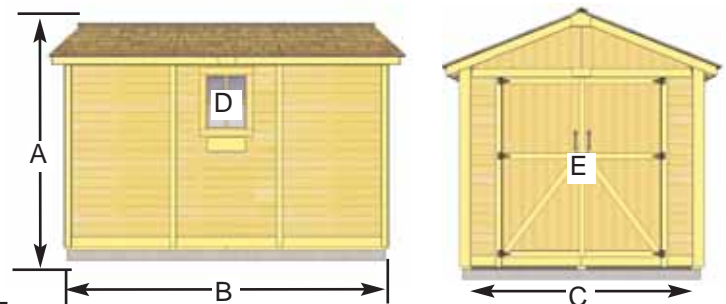


The SpaceMaker Kit Includes:

- 1 Fixed Window (16" w x 22" h)
- 62" Wide Double Doors
- Western Red Cedar Construction
- 2x3 Frame Construction
- Mahogany Veneer on Interior Panels
- Cedar Roof with Shingles Already Attached
- Panelized For Quick Assembly
- Hardware Included (screws and nails).

Specifications:

- A: Outside Height = 105"
- B: Outside Wall Depth = 117"
- C: Outside Wall Width = 98"
- D: Window Opening = 16" w x 22" h
- E: Door Dimensions = 62" w x 72" h

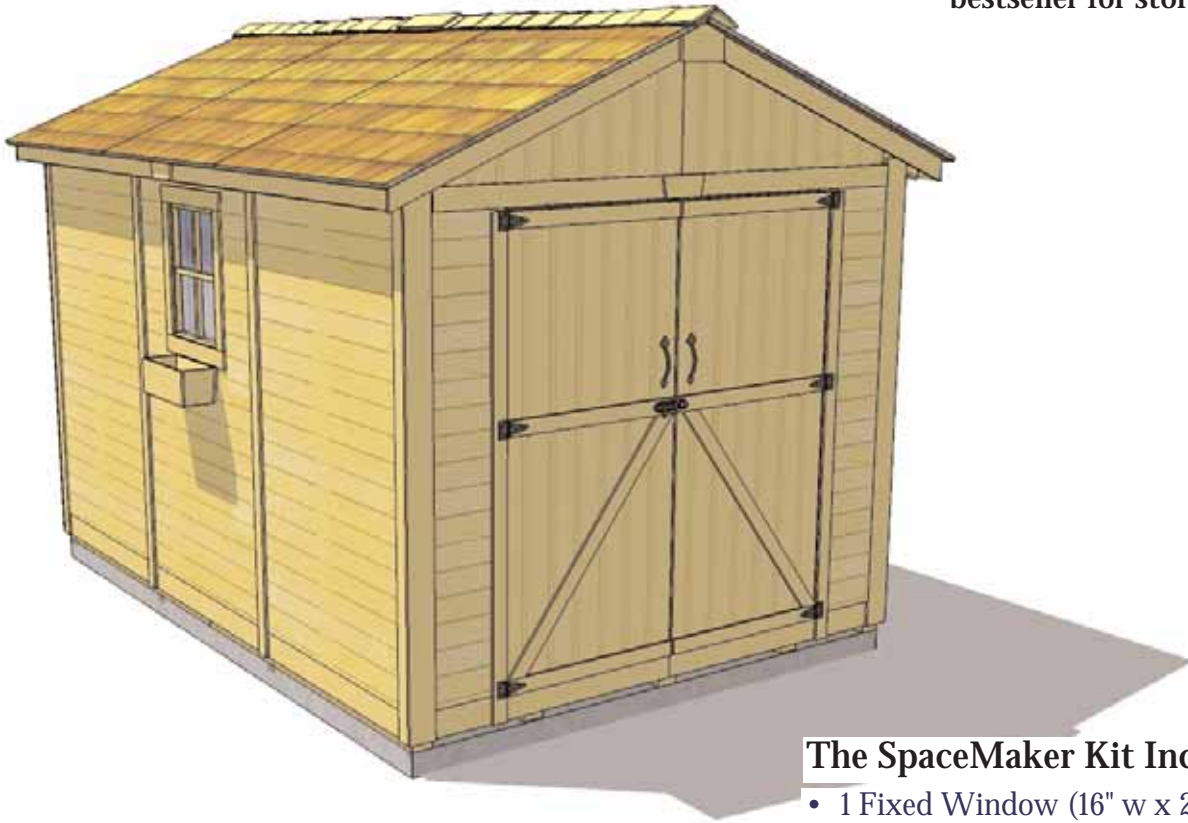


Shipping Pkg. Size: 52" w x 47" h x 88" l
Shipping Weight: = 1075 lbs

8'x12' SpaceMaker Storage Shed

Item#SM812

The SpaceMaker is our bestseller for storage solutions.

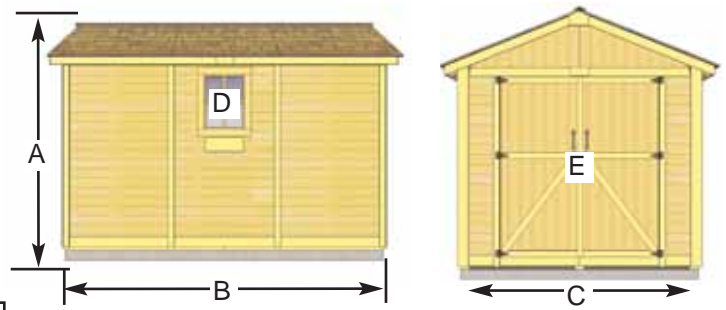


The SpaceMaker Kit Includes:

- 1 Fixed Window (16" w x 22" h)
- 62" Wide Double Doors
- Western Red Cedar Construction
- 2x3 Frame Construction
- Mahogany Veneer on Interior Panels
- Cedar Roof with Shingles Already Attached
- Panelized For Quick Assembly
- Hardware Included (screws and nails).

Specifications:

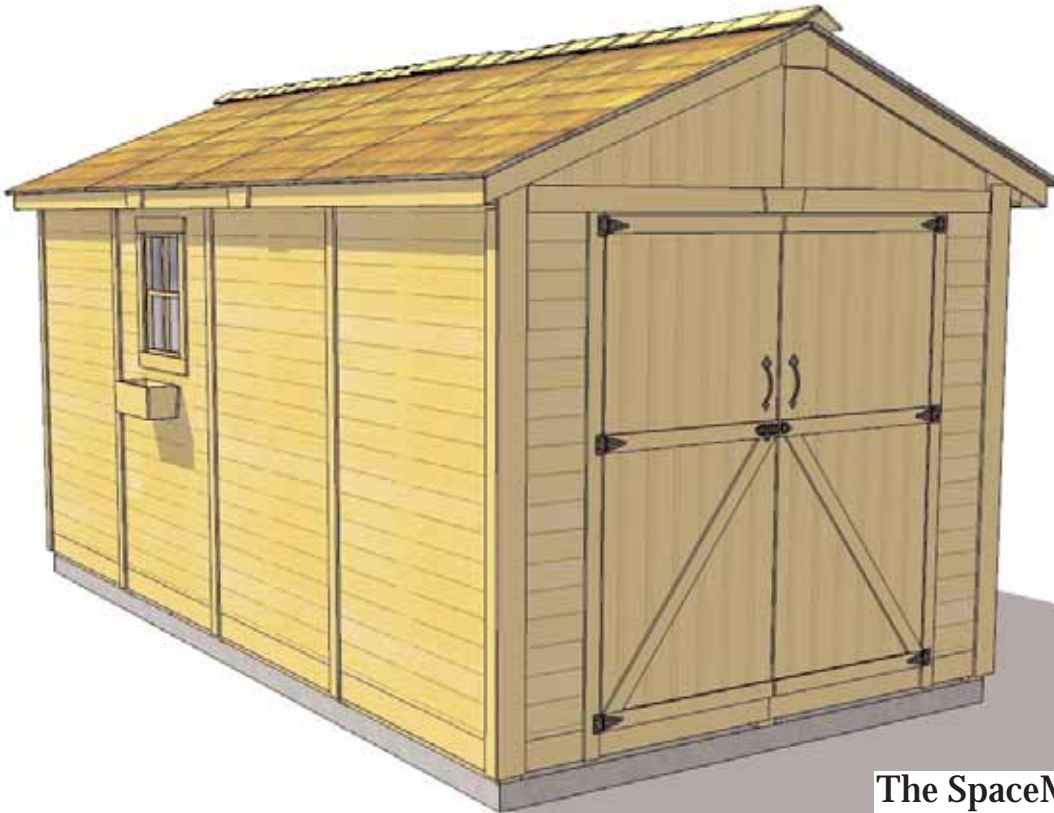
- A: Outside Height = 105"
- B: Outside Wall Depth = 138 1/2"
- C: Outside Wall Width = 98"
- D: Window Opening = 16" w x 22" h
- E: Door Dimensions = 62" w x 72" h



Shipping Pkg. Size: 52" w x 54" h x 88" l
Shipping Weight: = 1200 lbs

8'x15 SpaceMaker Storage Shed

Item#SM815



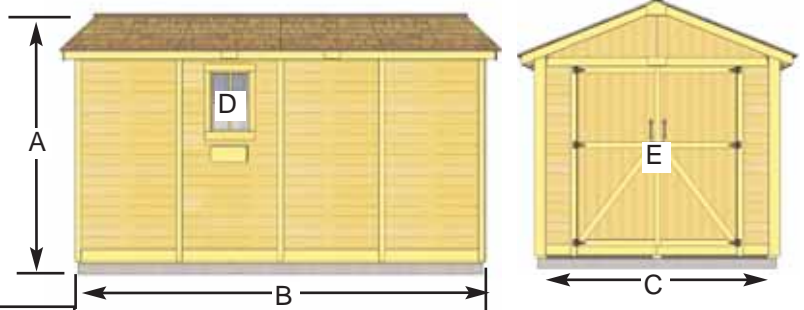
The SpaceMaker is our bestseller for storage solutions.

The SpaceMaker Kit Includes:

- 1 Fixed Window (16" w x 22" h)
- 62" Wide Double Doors
- Western Red Cedar Construction
- 2x3 Frame Construction
- Mahogany Veneer on Interior Panels
- Cedar Roof with Shingles Already Attached
- Panelized For Quick Assembly
- Hardware Included (screws and nails).

Specifications:

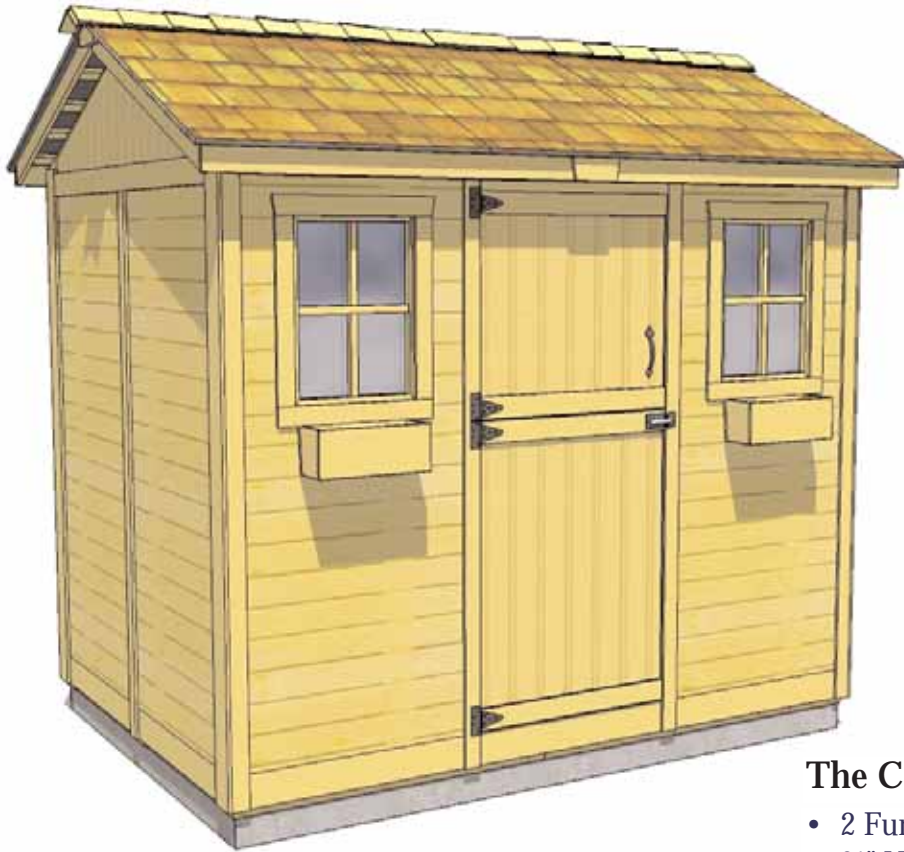
- A: Outside Height = 105"
- B: Outside Wall Depth = 184"
- C: Outside Wall Width = 98"
- D: Window Opening = 16" w x 22" h
- E: Door Dimensions = 62" w x 72" h



Shipping Pkg. Size: 52" w x 65" h x 88" l
Shipping Weight: = 1500 lbs

9'x6' Cabana Garden Shed

Item#CB96



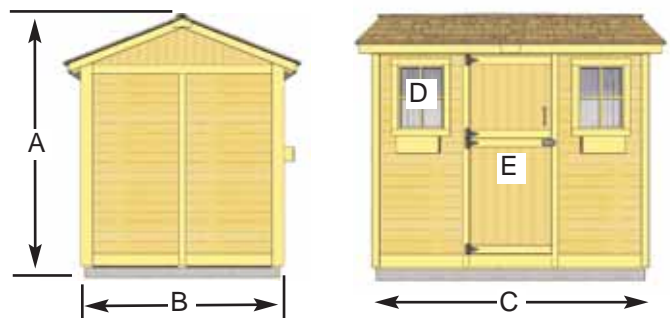
The Cabana is an excellent multipurpose garden shed. Ideal as a playhouse, poolside retreat, workshop or storage building for garden or pool equipment.

The Cabana Kit Includes:

- 2 Functional Windows with Screens
- 31" Wide Functional Dutch Door
- Western Red Cedar Construction
- 2x3 Frame Construction
- Mahogany Veneer on Interior Panels
- Cedar Roof with Shingles Already Attached
- Panelized For Quick Assembly
- Hardware Included (screws and nails).

Specifications:

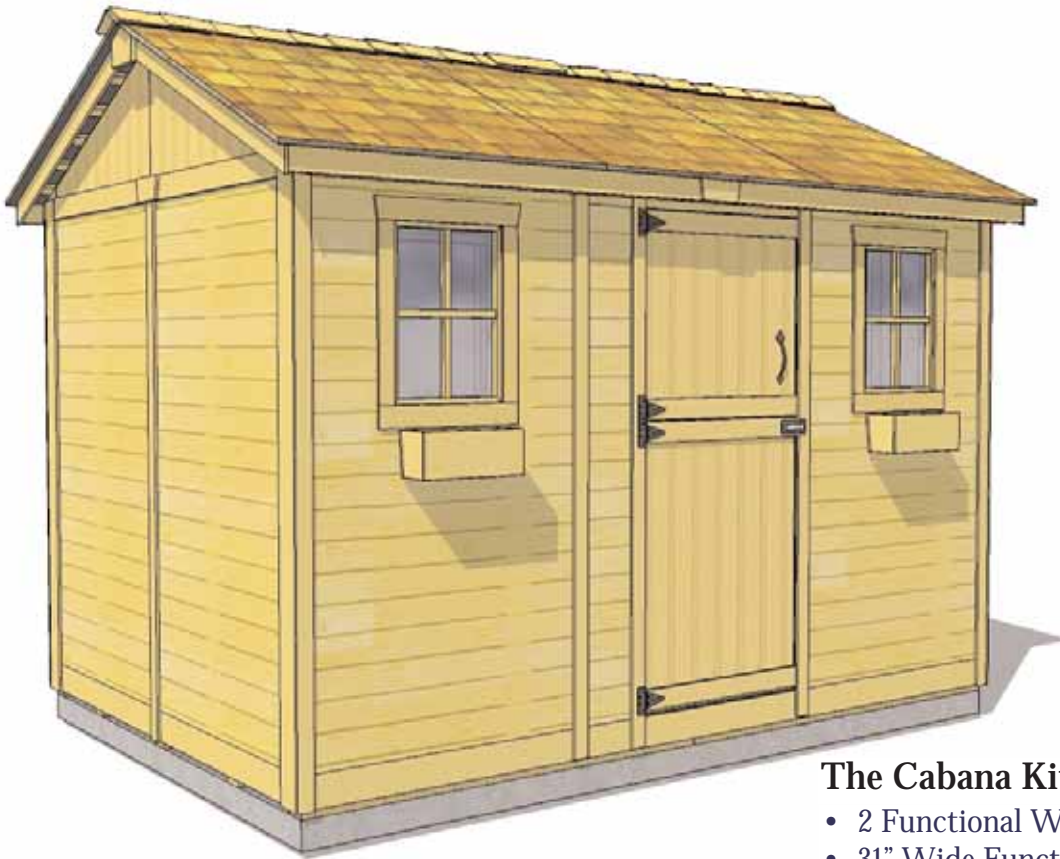
- A: Outside Height = 101"
- B: Outside Wall Depth = 77"
- C: Outside Wall Width = 106"
- D: Window Opening = 14" w x 20" h
- E: Door Dimensions = 31" w x 72" h



Shipping Pkg. Size: 48" w x 47" h x 88" l
Shipping Weight: = 950 lbs

8'x12' Cabana Garden Shed

Item#CB128



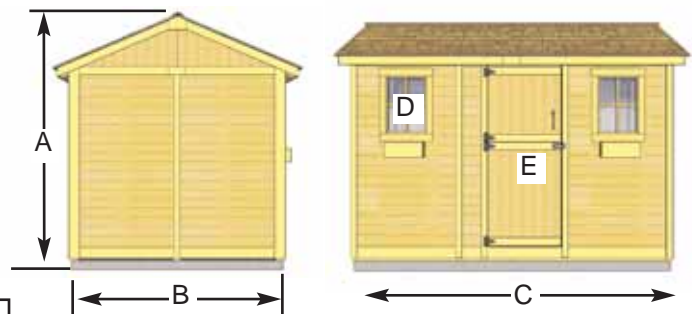
The Cabana is an excellent multipurpose garden shed. Ideal as a playhouse, poolside retreat, workshop or storage building for garden or pool equipment.

The Cabana Kit Includes:

- 2 Functional Windows with Screens
- 31" Wide Functional Dutch Door
- Western Red Cedar Construction
- 2x3 Frame Construction
- Mahogany Veneer on Interior Panels
- Cedar Roof with Shingles Already Attached
- Panelized For Quick Assembly
- Hardware Included (screws and nails).

Specifications:

- A: Outside Height = 105"
- B: Outside Wall Depth = 98"
- C: Outside Wall Width = 138 1/2"
- D: Window Opening = 14" w x 20" h
- E: Door Dimensions = 31" w x 72" h



Shipping Pkg. Size: 52" w 54" h x 88" l
Shipping Weight: = 1200 lbs

8'x12' Santa Rosa Garden Shed

Item#SR812

The Santa Rosa is an ideal garden shed for mom, a playhouse for the kids, or a retreat for dad. Versatile and functional, this attractive cedar garden building will blend into any landscape setting.

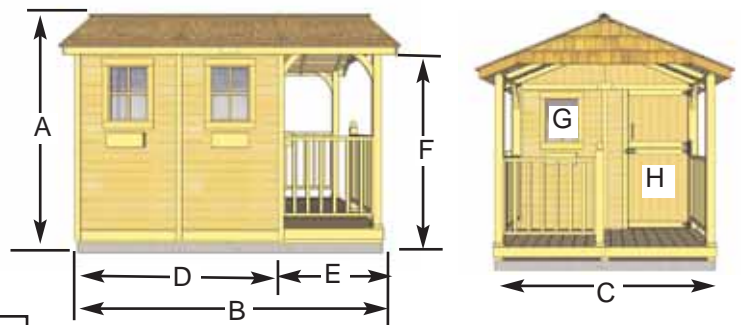


The Santa Rosa Kit Includes:

- 3 Functional Windows with Screens
- 31" Wide Functional Dutch Door
- Decorative Cedar Shingle Gables
- Western Red Cedar Construction
- 4 ft Cedar Deck on Porch
- Mahogany Veneer on Interior Panels
- Cedar Roof with Shingles Already Attached
- Panelized For Quick Assembly
- Hardware Included (screws and nails).

Specifications:

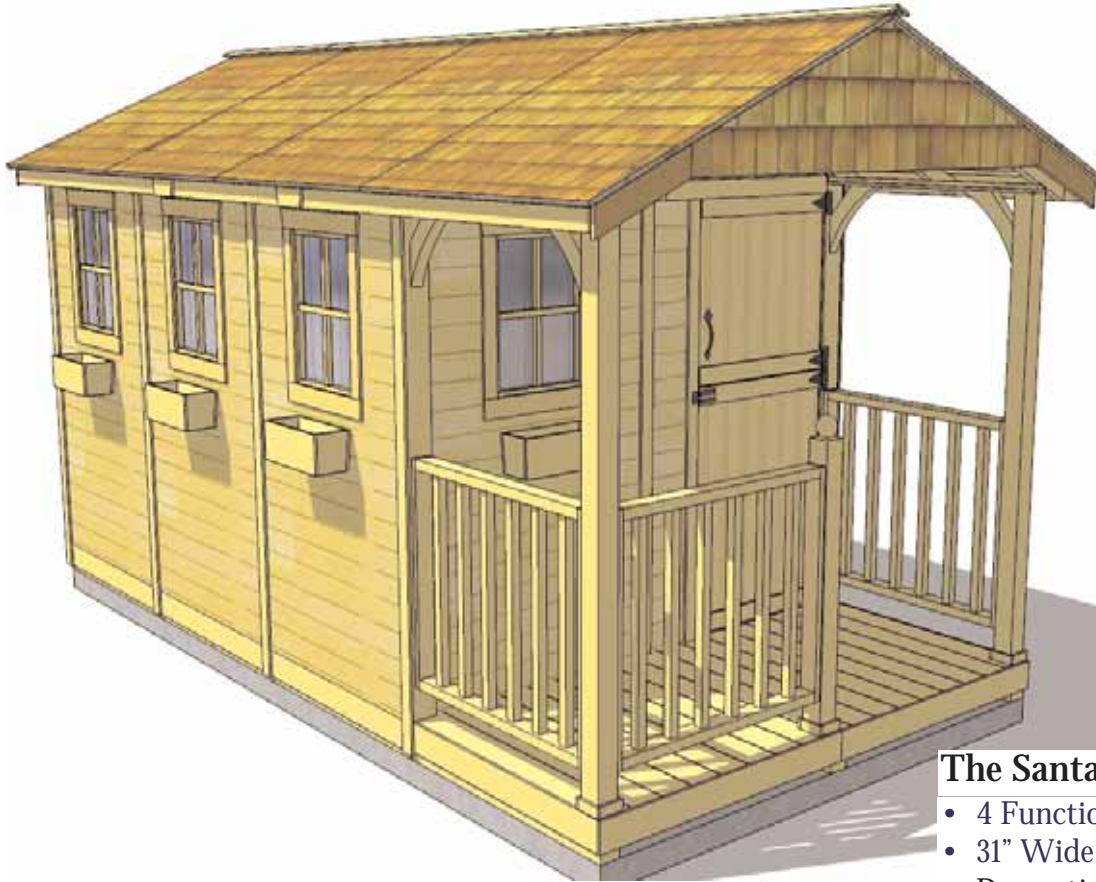
- A: Outside Height = 105"
- B: Outside Wall Depth = 138 1/2"
- C: Outside Wall Width = 98"
- D: Enclosed Shed Depth = 93"
- E: Porch Depth = 44"
- F: Front Porch Roof Height = 78"
- G: Window Openings = 14" x 20"
- H: Door Dimensions = 31" w x 72" h



Shipping Pkg. Size: 52" w x 54" h x 88" l
Shipping Weight: = 1200 lbs

8'x15'Santa Rosa Garden Shed

Item#SR815



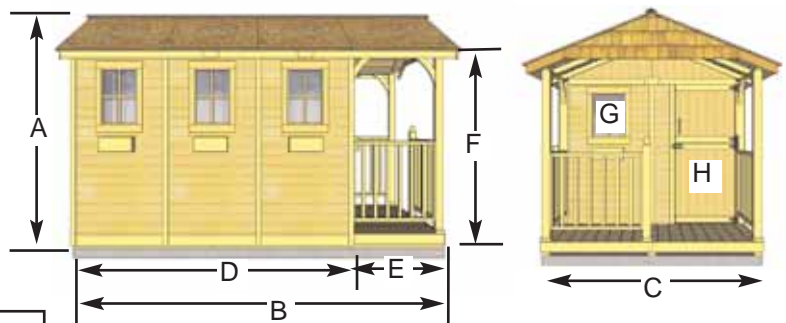
The Santa Rosa is an ideal garden shed for mom, a playhouse for the kids, or a retreat for dad. Versatile and functional, this attractive cedar garden building will blend into any landscape setting.

The Santa Rosa Kit Includes:

- 4 Functional Windows with Screens
- 31" Wide Functional Dutch Door
- Decorative Cedar Shingle Gables
- Western Red Cedar Construction
- 4 ft Cedar Deck on Porch
- Mahogany Veneer on Interior Panels
- Cedar Roof with Shingles Already Attached
- Panelized For Quick Assembly
- Hardware Included (screws and nails).

Specifications:

- A: Outside Height = 105"
- B: Outside Wall Depth = 184"
- C: Outside Wall Width = 98"
- D: Enclosed Shed Depth = 138"
- E: Porch Depth = 44"
- F: Front Porch Roof Height = 78"
- G: Window Openings = 14" x 20"
- H: Door Dimensions = 31" w x 72" h




Shipping Pkg. Size: 52" w 65" h x 88" l
Shipping Weight: = 1500 lbs

9'x9' Penthouse Garden Building

Item#PEN99

The unique space saving design of this 5-Sided garden building is ideal for any landscape setting and perfect for corner placement

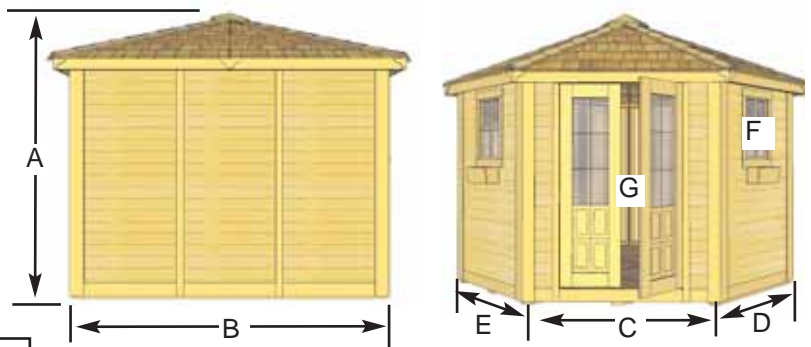


The Penthouse Kit Includes:

- 2 Functional Windows with Screens
- 52" Wide French Doors
- Western Red Cedar Construction
- Mahogany Veneer on Interior Panels
- Cedar Roof with Shingles Already Attached
- Panelized For Quick Assembly
- Hardware Included (screws and nails).
- * Floor Optional on this Model Only!

Specifications:

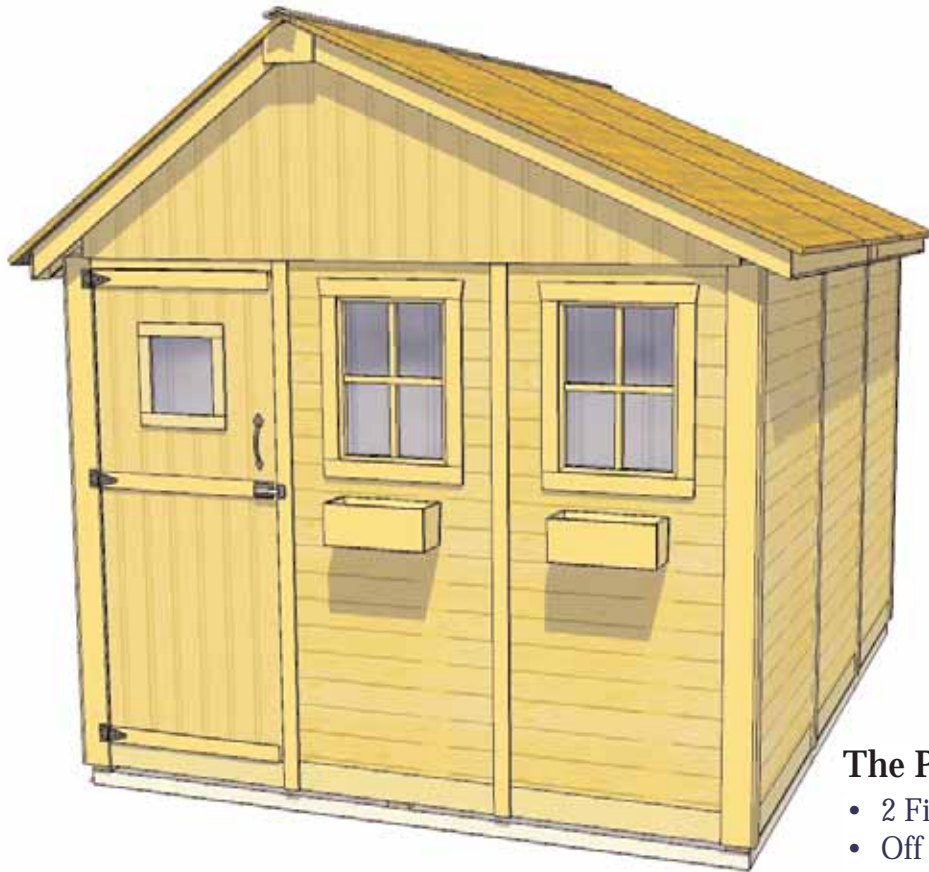
- A: Outside Height = 110" (with floor)
- B: Outside Rear Wall Width = 113"
- C: Outside Front Wall Width = 79"
- D&E: Front Side Wall Width = 56"
- F: Window Openings = 14" x 20"
- G: Door Dimensions = 52"w x 72"h



Shipping Pkg. Size: 52"w 47"h x 94"l
Shipping Weight: = 1200 lbs

9'x9' Pioneer Garden Shed

Item#P99



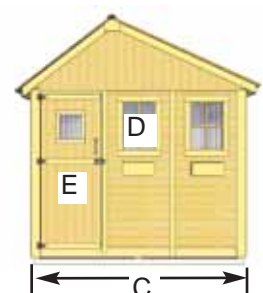
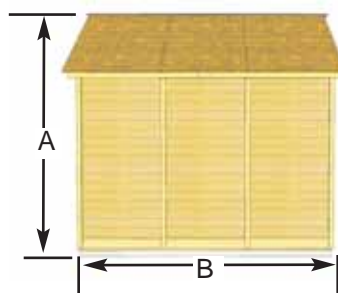
A unique garden shed with just a little more!

The Pioneer Kit Includes:

- 2 Fixed Windows (16" w x 22" h)
- Off Setting Roof Line (45 & 22 Degrees)
- Western Red Cedar Construction
- 2x3 Frame Construction
- Mahogany Veneer on Interior Panels
- Cedar Roof with Shingles Already Attached
- Panelized For Quick Assembly
- Hardware Included (screws and nails).

Specifications:

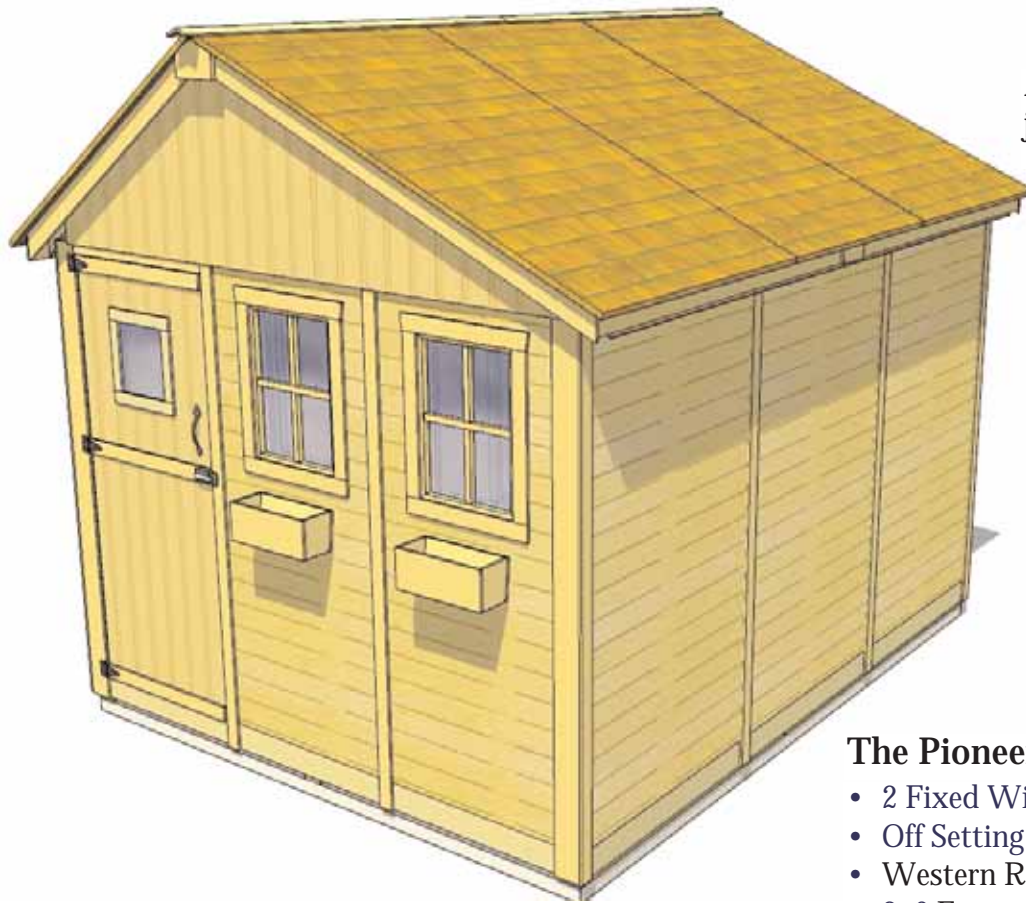
- A: Outside Height = 112"
- B: Outside Wall Depth = 105"
- C: Outside Wall Width = 111"
- D: Window Opening = 16" w x 22" h
- E: Door Dimensions = 31" w x 72" h



Shipping Pkg. Size: 52" w 52" h x 90" l
Shipping Weight: = 1200 lbs

9'x12' Pioneer Garden Shed

Item#P912



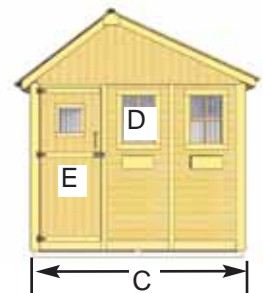
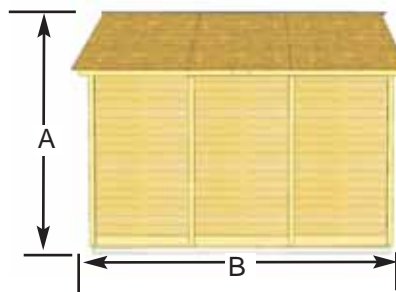
A unique garden shed with just a little more!

The Pioneer Kit Includes:

- 2 Fixed Windows (16" w x 22" h)
- Off Setting Roof Line (45 & 22 Degrees)
- Western Red Cedar Construction
- 2x3 Frame Construction
- Mahogany Veneer on Interior Panels
- Cedar Roof with Shingles Already Attached
- Panelized For Quick Assembly
- Hardware Included (screws and nails).

Specifications:

- A: Outside Height = 112"
- B: Outside Wall Depth = 138"
- C: Outside Wall Width = 111"
- D: Window Opening = 16" w x 22" h
- E: Door Dimensions = 31" w x 72" h



Shipping Pkg. Size: 52" w 60" h x 90" l
Shipping Weight: = 1500 lbs

8'x8' SunShed Garden Building

Item#SSGS88



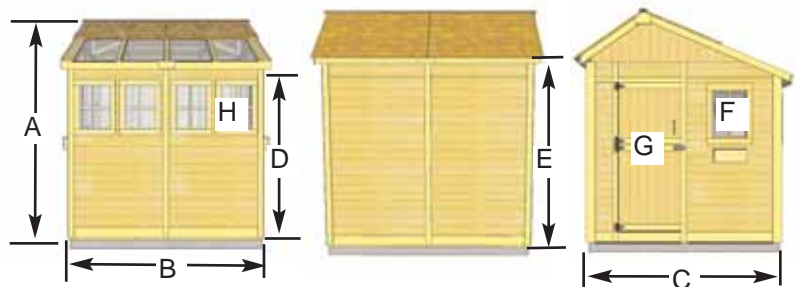
Escape to the tranquility of your very own garden getaway.

The SunShed Kit Includes:

- 6 Functional Windows with Screens
- 31" Wide Functional Dutch Door
- "L" Shaped Full Wall Workbench
- Lexan Polycarbonate Roof Windows - 6mm Thick
- Western Red Cedar Construction
- Mahogany Veneer on Interior Panels
- Cedar Roof with Shingles Already Attached
- Panelized For Quick Assembly
- Hardware Included (screws and nails).

Specifications:

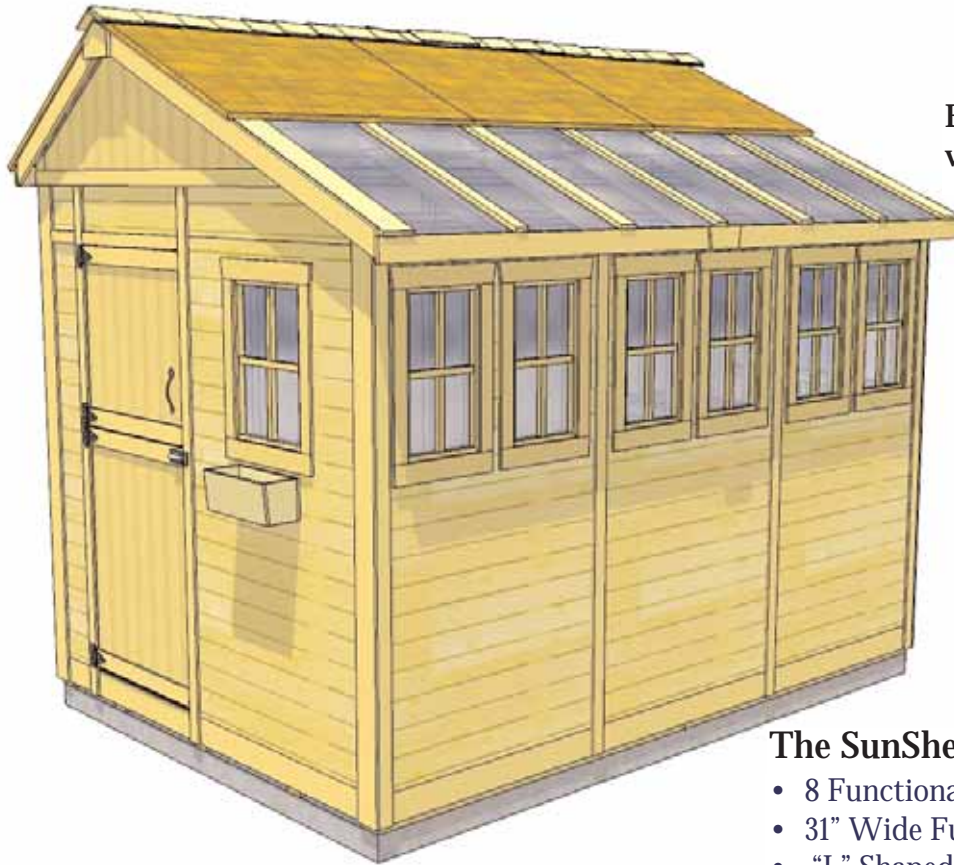
- A: Outside Height = 112"
- B: Outside Wall Depth = 92"
- C: Outside Wall Width = 98"
- D: Short Wall Height = 72"
- E: Tall Wall Height = 83"
- F: Window Opening = 14"w x 20"h
- G: Door Dimensions = 31"w x 72"h
- H: Window Opening = 12"w x 22"h



Shipping Pkg. Size: 52"w 46"h x 88"l
Shipping Weight: = 950 lbs

8'x12' SunShed Garden Building

Item#SSGS812



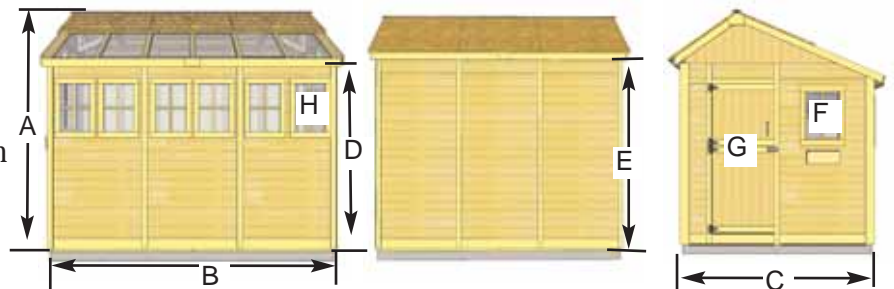
Escape to the tranquility of your very own garden getaway.

The SunShed Kit Includes:

- 8 Functional Windows with Screens
- 31" Wide Functional Dutch Door
- "L" Shaped Full Wall Workbench
- Lexan Polycarbonate Roof Windows - 6mm Thick
- Western Red Cedar Construction
- Mahogany Veneer on Interior Panels
- Cedar Roof with Shingles Already Attached
- Panelized For Quick Assembly
- Hardware Included (screws and nails).

Specifications:

- A: Outside Height = 112"
- B: Outside Wall Depth = 138"
- C: Outside Wall Width = 98"
- D: Short Wall Height = 72"
- E: Tall Wall Height = 83"
- F: Window Opening = 14" w x 20" h
- G: Door Dimensions = 31" w x 72" h
- H: Window Opening = 12" w x 22" h

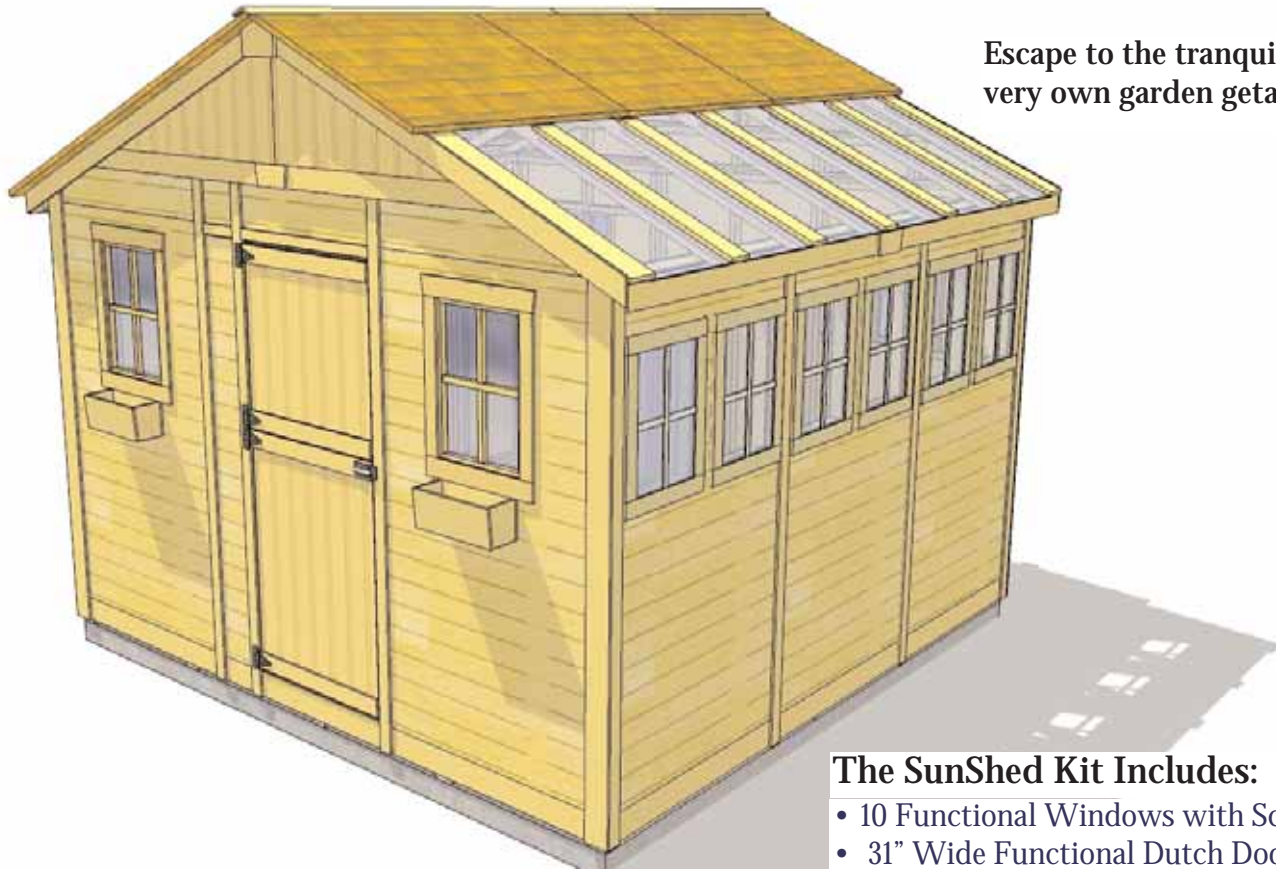


Shipping Pkg. Size: 52" w x 57" h x 88" l
Shipping Weight: = 1150 lbs

12'x12' SunShed Garden Building

Item#SSGS1212

Escape to the tranquility of your very own garden getaway.

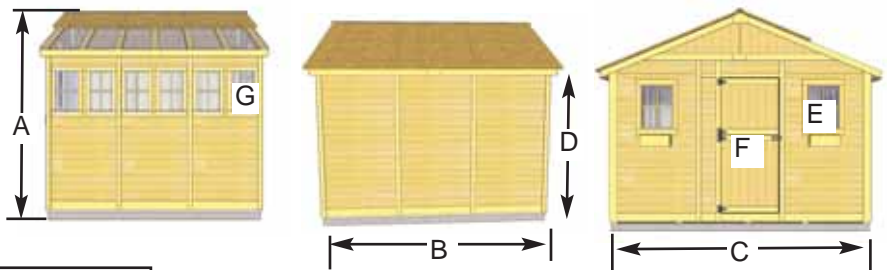


The SunShed Kit Includes:

- 10 Functional Windows with Screens
- 31" Wide Functional Dutch Door
- "L" Shaped Full Wall Workbench
- Lexan Polycarbonate Roof Windows (1 side)
- Western Red Cedar Construction
- Mahogany Veneer on Interior Panels
- Cedar Roof with Shingles Already Attached
- Panelized For Quick Assembly
- Hardware Included (screws and nails).

Specifications:

- A: Outside Height = 113"
 B: Outside Wall Depth = 138"
 C: Outside Wall Width = 143 1/2"
 D: Side Wall Height = 72"
 E: Window Opening = 14" w x 20" h
 F: Door Dimensions = 31" w x 72" h
 G: Window Opening = 12" w x 22" h

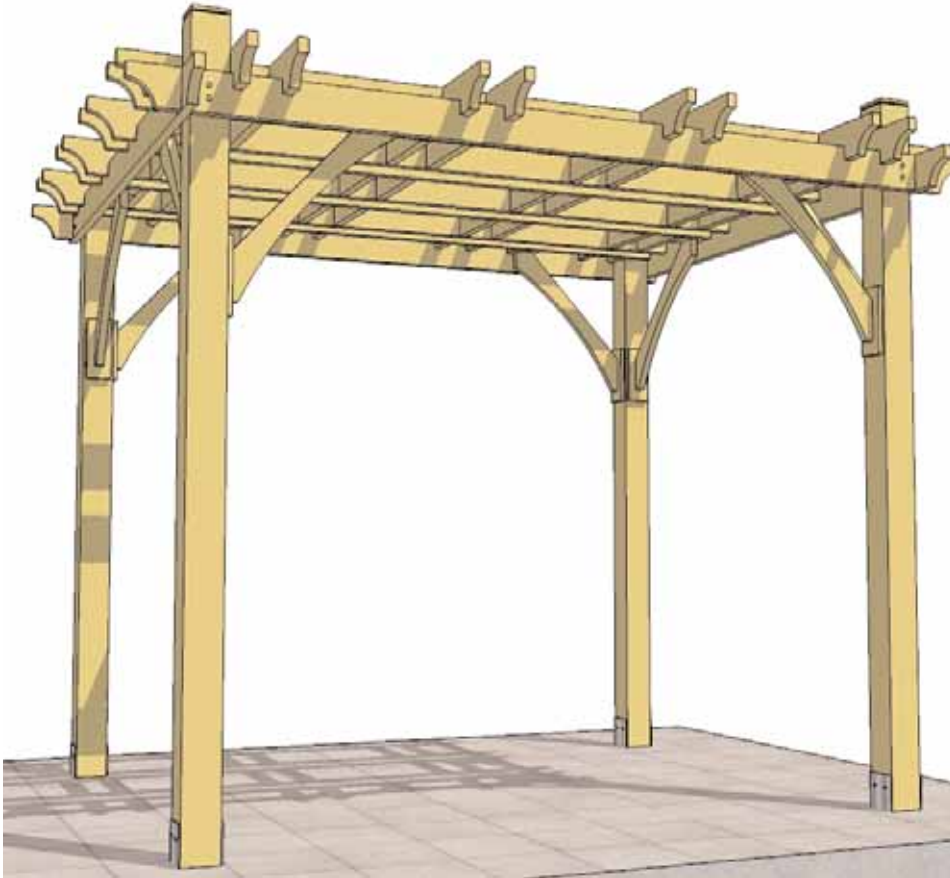


Shipping Pkg#1 Size: 52" w x 44" h x 88" l
 Shipping Pkg#2 Size: 48" w x 44" h x 88" l
 Shipping Weight: = 1850 lbs

Pergolas

8'x10' Breeze Pergola

Item#BZ810



Enhance your outdoor living space with this beautiful and airy western red cedar pergola.

The 8'x10' Breeze Kit Includes:

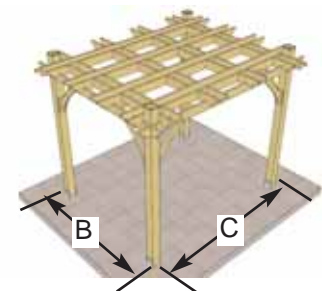
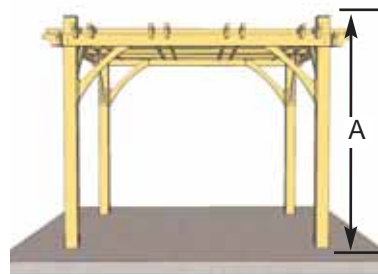
- Notched and Pre-drilled Girders
- Notched and Pre-marked Joists
- 4 - 5 3/8" x 5 3/8" Posts
- Western Red Cedar Construction
- Hardware Included (screws, nails and lag bolts)
- Step by Step Detailed Assembly Manual.

Specifications:

- A: Post Height = 108"
 B: Outside Post to Post Depth = 96"
 C: Outside Post to Post Width = 120"

Materials List:

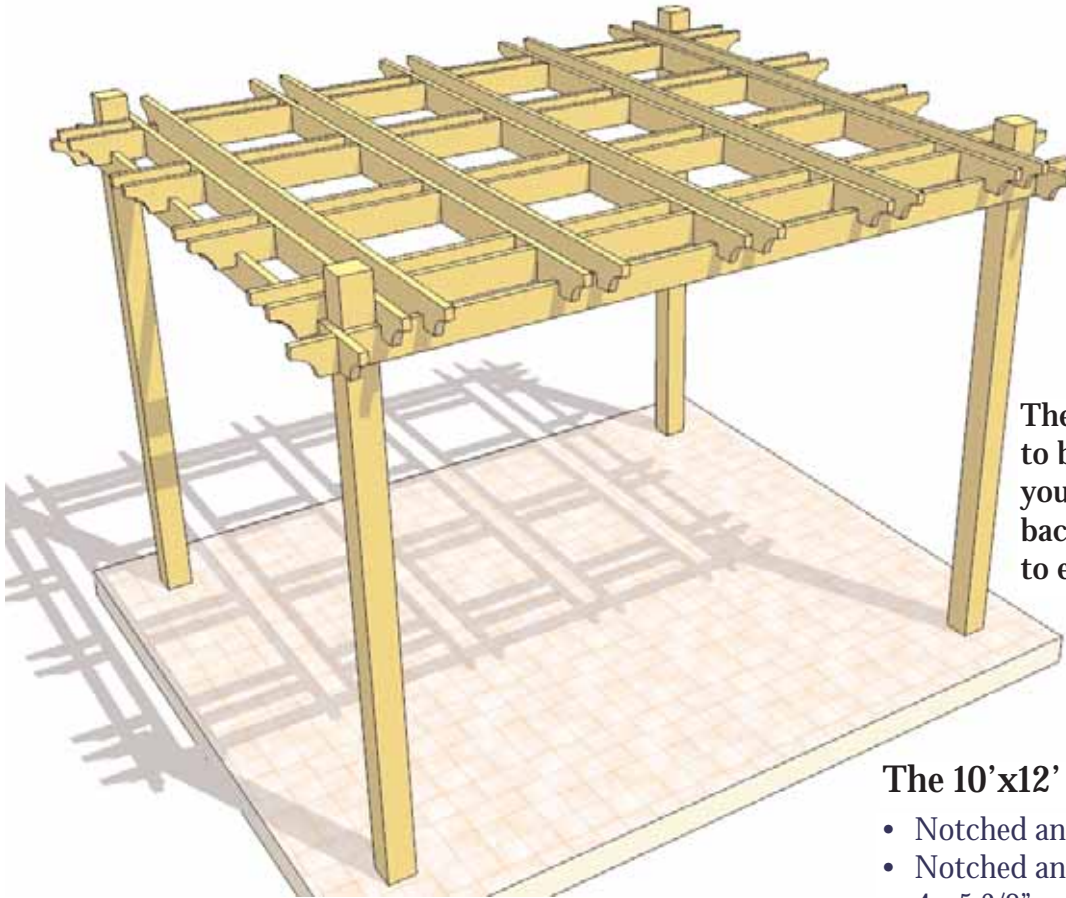
- 5 3/8" x 5 3/8" Posts
 1 1/2"t x 5 1/2"w Girders and Joists
 *Post Mounts not Included in kit.



Shipping Pkg. Size: 23" w 24" h x 142" l
 Shipping Weight: = 650 lbs

10'x12' Breeze Pergola

Item#BZ1012



The Breeze is versatile enough to be enjoyed by the pool, on your deck or at a place in your backyard that you would love to escape to.

The 10'x12' Breeze Kit Includes:

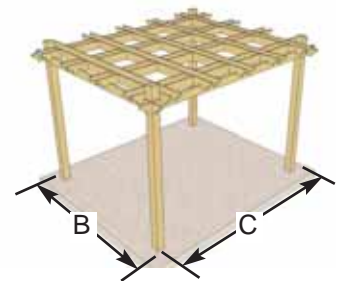
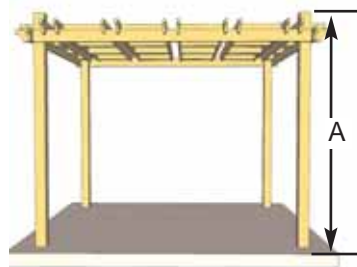
- Notched and Pre-drilled Girders
- Notched and Pre-marked Joists
- 4 - 5 3/8" x 5 3/8" Posts
- Western Red Cedar Construction
- Hardware Included (screws, nails and lag bolts)
- Step by Step Detailed Assembly Manual.

Specifications:

- A: Post Height = 108"
 B: Outside Post to Post Depth = 120"
 C: Outside Post to Post Width = 144"

Materials List:

- 5 3/8" x 5 3/8" Posts
 1 1/2"t x 5 1/2"w Girders and Joists
 *Post Mounts not Included in kit.

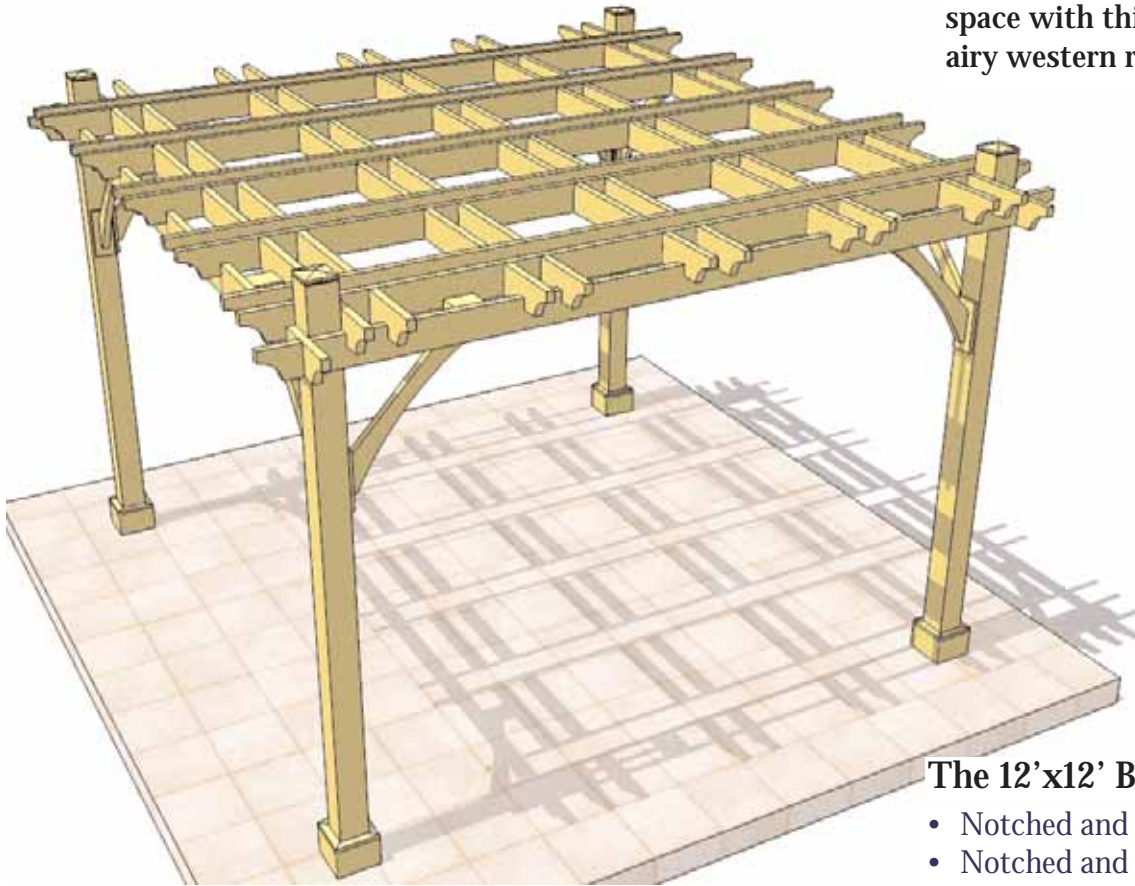


Shipping Pkg. Size: 23"w x 24"h x 162"l
Shipping Weight: = 750 lbs

12'x12' Breeze Pergola

Item#BZ1212

Enhance your outdoor living space with this beautiful and airy western red cedar pergola.



The 12'x12' Breeze Kit Includes:

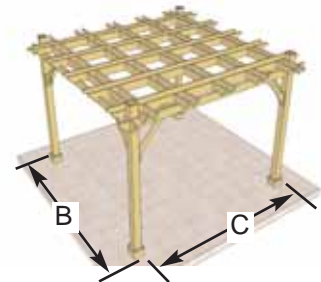
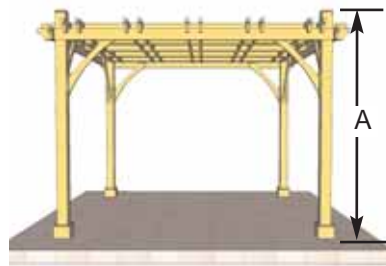
- Notched and Pre-drilled Girders
- Notched and Pre-marked Joists
- 4 - 5 3/8" x 5 3/8" Posts
- Western Red Cedar Construction
- Hardware Included (screws, nails and lag bolts)
- Step by Step Detailed Assembly Manual.

Specifications:

- A: Post Height = 108"
- B: Outside Post to Post Depth = 144"
- C: Outside Post to Post Width = 144"

Materials List:

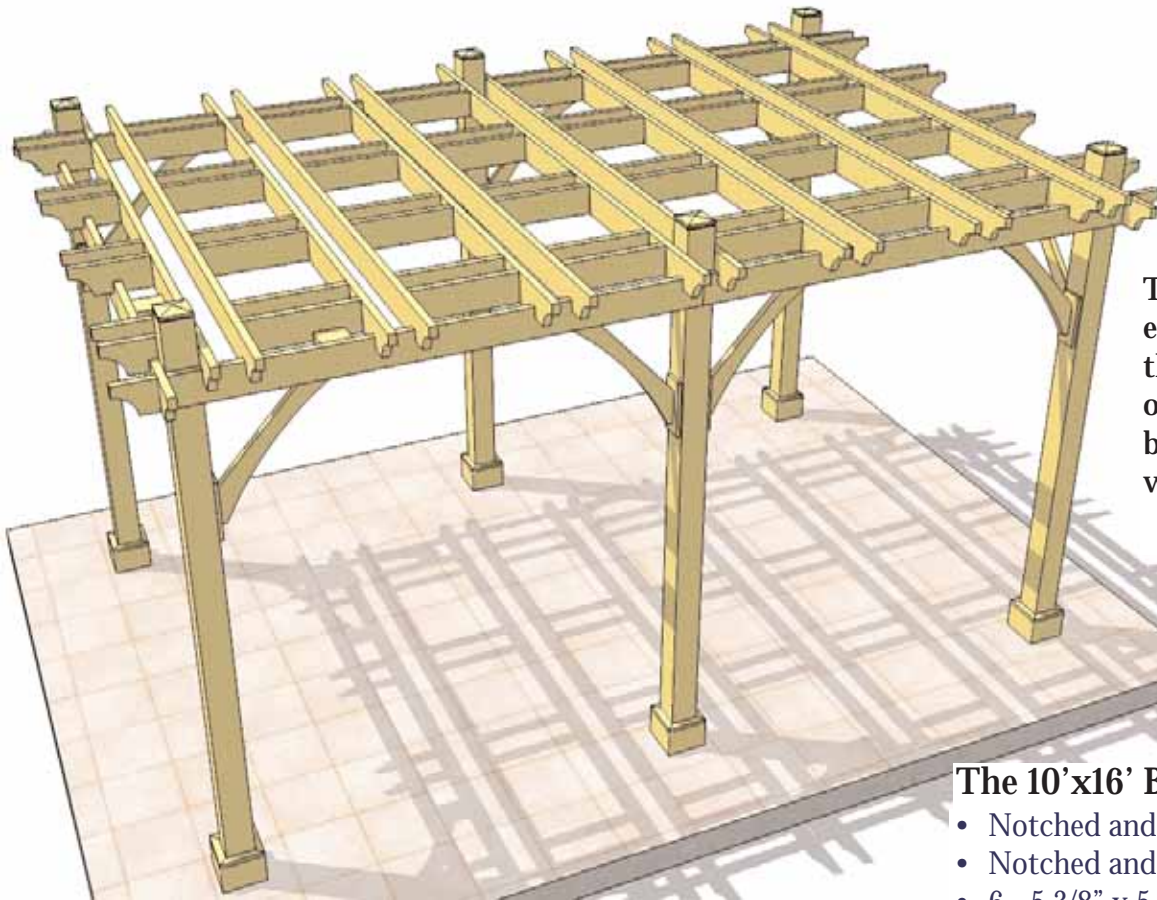
- 5 3/8" x 5 3/8" Posts
- 1 1/2"t x 5 1/2"w Girders and Joists
- *Post Mounts not Included in kit.



Shipping Pkg. Size: 23" w 24" h x 162" l
Shipping Weight: = 825 lbs

10'x16' Breeze Pergola

Item#BZ1016



The Breeze is versatile enough to be enjoyed by the pool, on your deck or at a place in your backyard that you would love to escape to.

The 10'x16' Breeze Kit Includes:

- Notched and Pre-drilled Girders
- Notched and Pre-marked Joists
- 6 - 5 3/8" x 5 3/8" Posts
- Western Red Cedar Construction
- Hardware Included (screws, nails and lag bolts)
- Step by Step Detailed Assembly Manual.

Specifications:

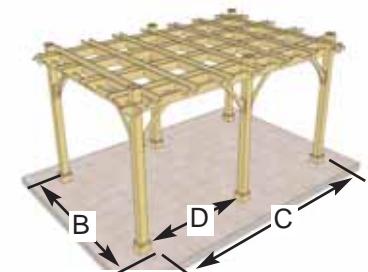
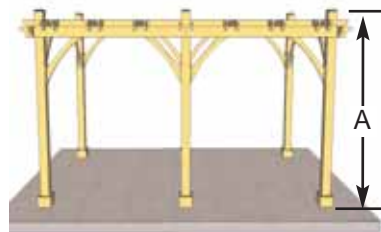
- A: Post Height = 108"
 B: Outside Post to Post Depth = 120"
 C: Outside Post to Post Width = 192"
 D: Outside Post to Center Post = 87 3/4"

Materials List:

5 3/8" x 5 3/8" Posts

1 1/2"t x 5 1/2"w Girders and Joists

*Post Mounts not Included in kit.

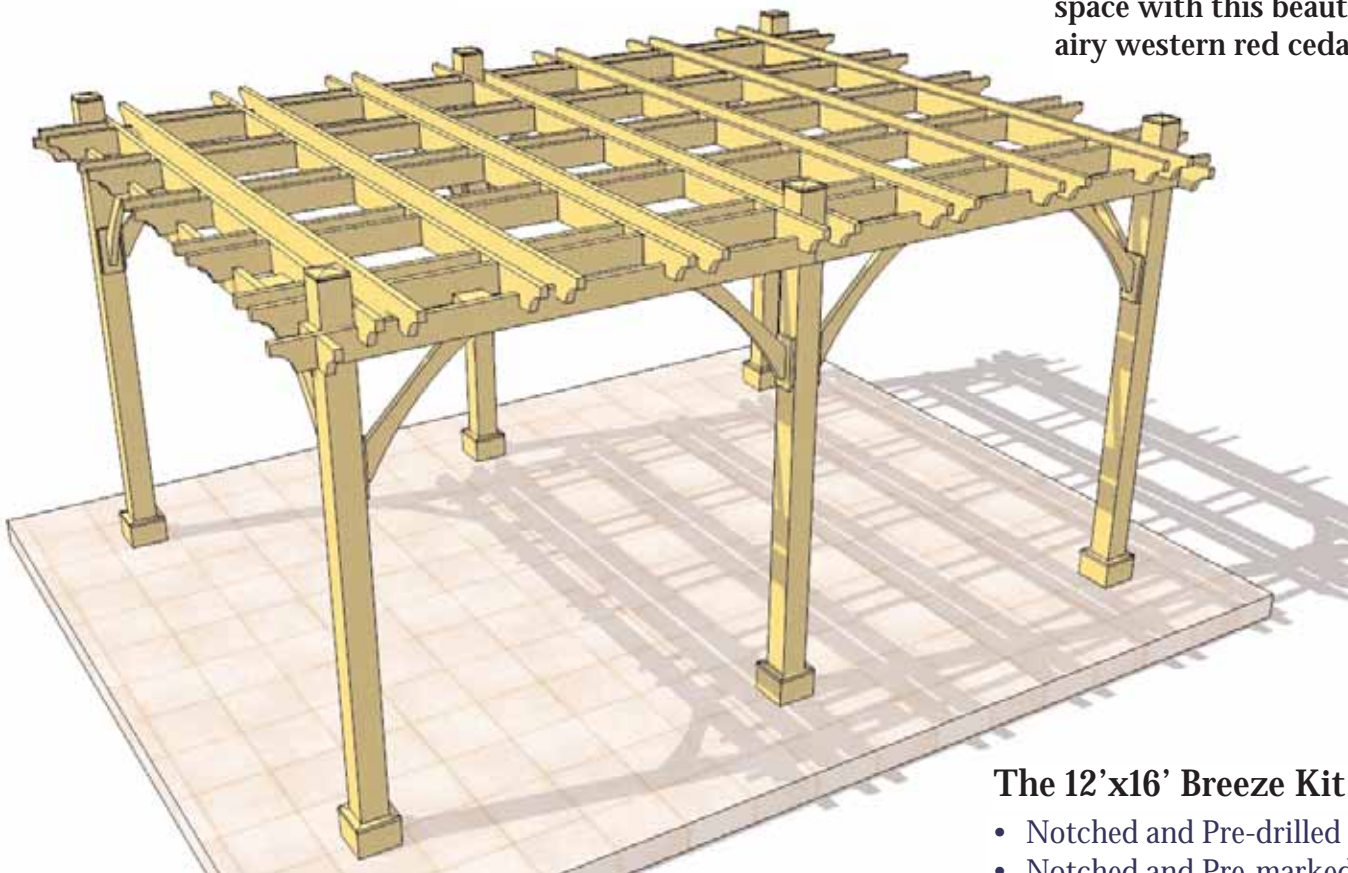


Shipping Pkg. Size: 23" w 30" h x 142" l
Shipping Weight: = 950 lbs

12'x16' Breeze Pergola

Item#BZ1216

Enhance your outdoor living space with this beautiful and airy western red cedar pergola.



The 12'x16' Breeze Kit Includes:

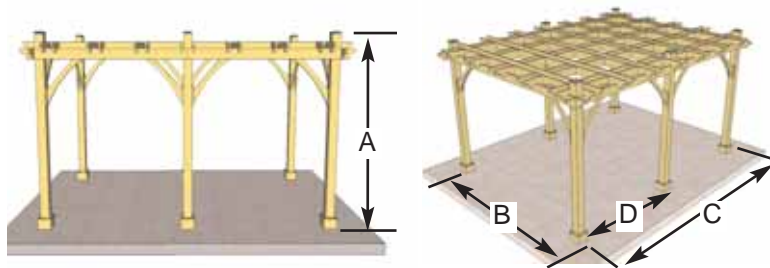
- Notched and Pre-drilled Girders
- Notched and Pre-marked Joists
- 6 - 5 3/8" x 5 3/8" Posts
- Western Red Cedar Construction
- Hardware Included (screws, nails and lag bolts)
- Step by Step Detailed Assembly Manual.

Specifications:

- A: Post Height = 108"
- B: Outside Post to Post Depth = 144"
- C: Outside Post to Post Width = 192"
- D: Outside Post to Center Post = 87 3/4"

Materials List:

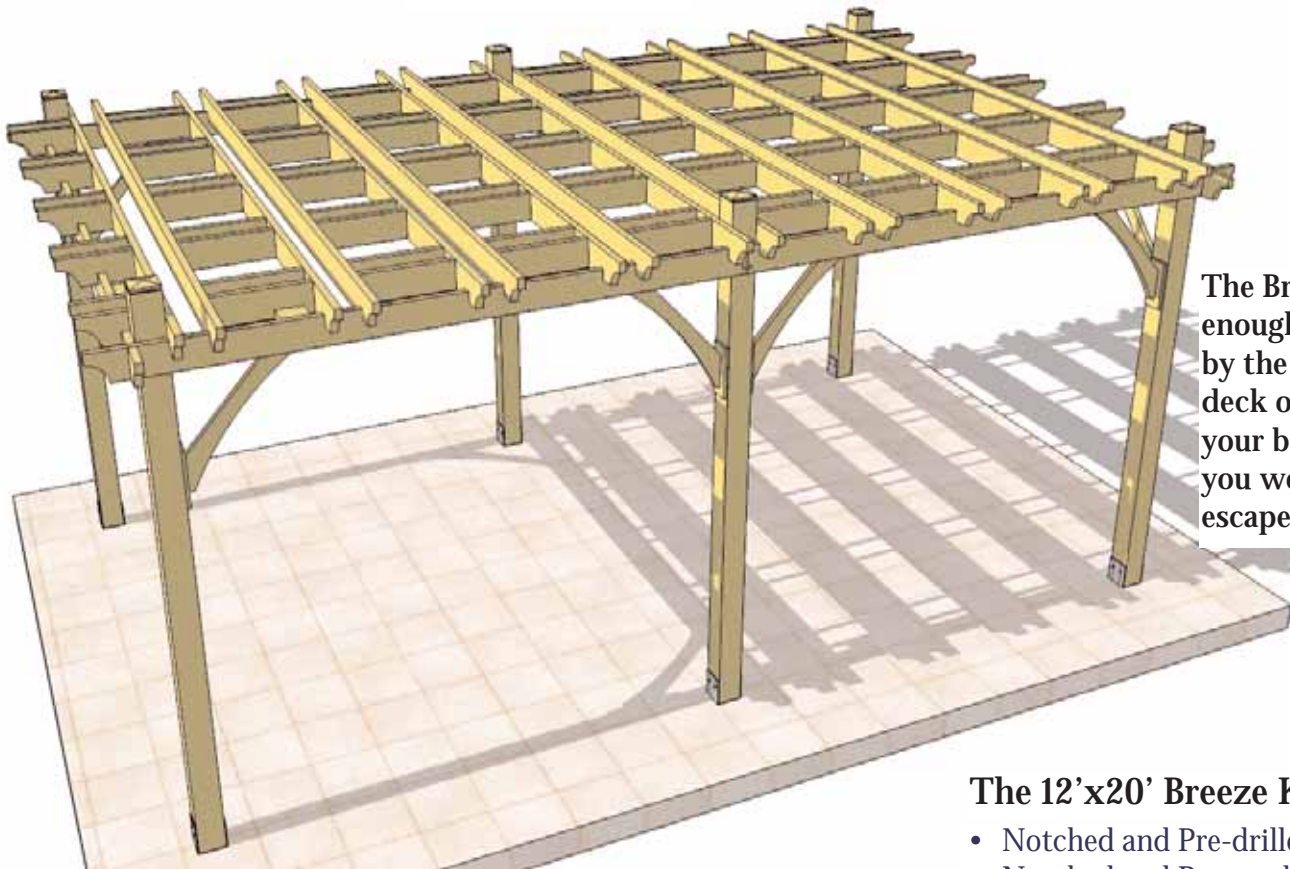
- 5 3/8" x 5 3/8" Posts
- 1 1/2"t x 5 1/2"w Girders and Joists
- *Post Mounts not Included in kit.



Shipping Pkg. Size: 23"w x 30"h x 162"l
Shipping Weight: = 1050 lbs

12'x20' Breeze Pergola

Item#BZ1220



The Breeze is versatile enough to be enjoyed by the pool, on your deck or at a place in your backyard that you would love to escape to.

The 12'x20' Breeze Kit Includes:

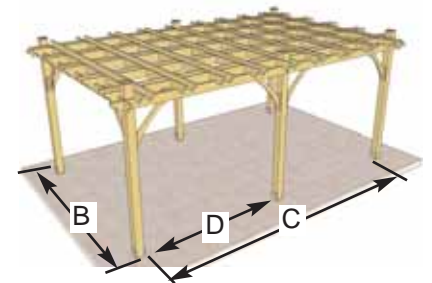
- Notched and Pre-drilled Girders
- Notched and Pre-marked Joists
- 6 - 5 3/8" x 5 3/8" Posts
- Western Red Cedar Construction
- Hardware Included (screws, nails and lag bolts)
- Step by Step Detailed Assembly Manual.

Specifications:

- A: Post Height = 108"
- B: Outside Post to Post Depth = 144"
- C: Outside Post to Post Width = 240"
- D: Outside Post to Center Post = 111 3/4"

Materials List:

- 5 3/8" x 5 3/8" Posts
- 1 1/2" t x 5 1/2" w Girders and Joists
- *Post Mounts not Included in kit.

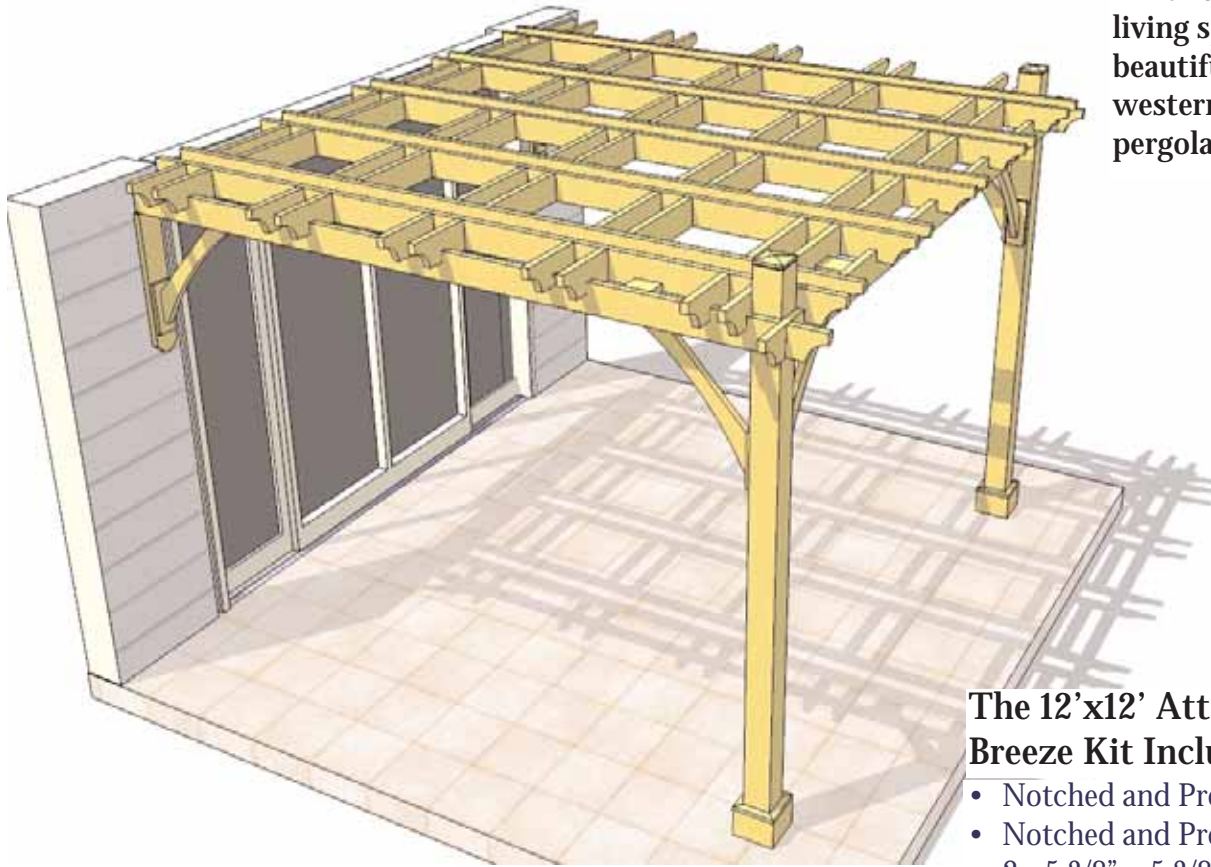


Shipping Pkg. Size: 23" w 30" h x 162" l
Shipping Weight: = 1200 lbs

12'x12' Attached Breeze Pergola

Item#BZ1212A

Enhance your outdoor living space with this beautiful and airy western red cedar pergola.



The 12'x12' Attached Breeze Kit Includes:

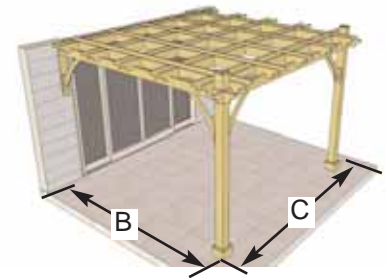
- Notched and Pre-drilled Girders
- Notched and Pre-marked Joists
- 2 - 5 3/8" x 5 3/8" Posts
- Western Red Cedar Construction
- Hardware Included (screws, nails and lag bolts)
- Step by Step Detailed Assembly Manual.

Specifications:

- A: Post Height = 108" or 144"
 B: Outside Post to Wall Depth = 145 1/2"
 C: Outside Post to Post Width = 144"

Materials List:

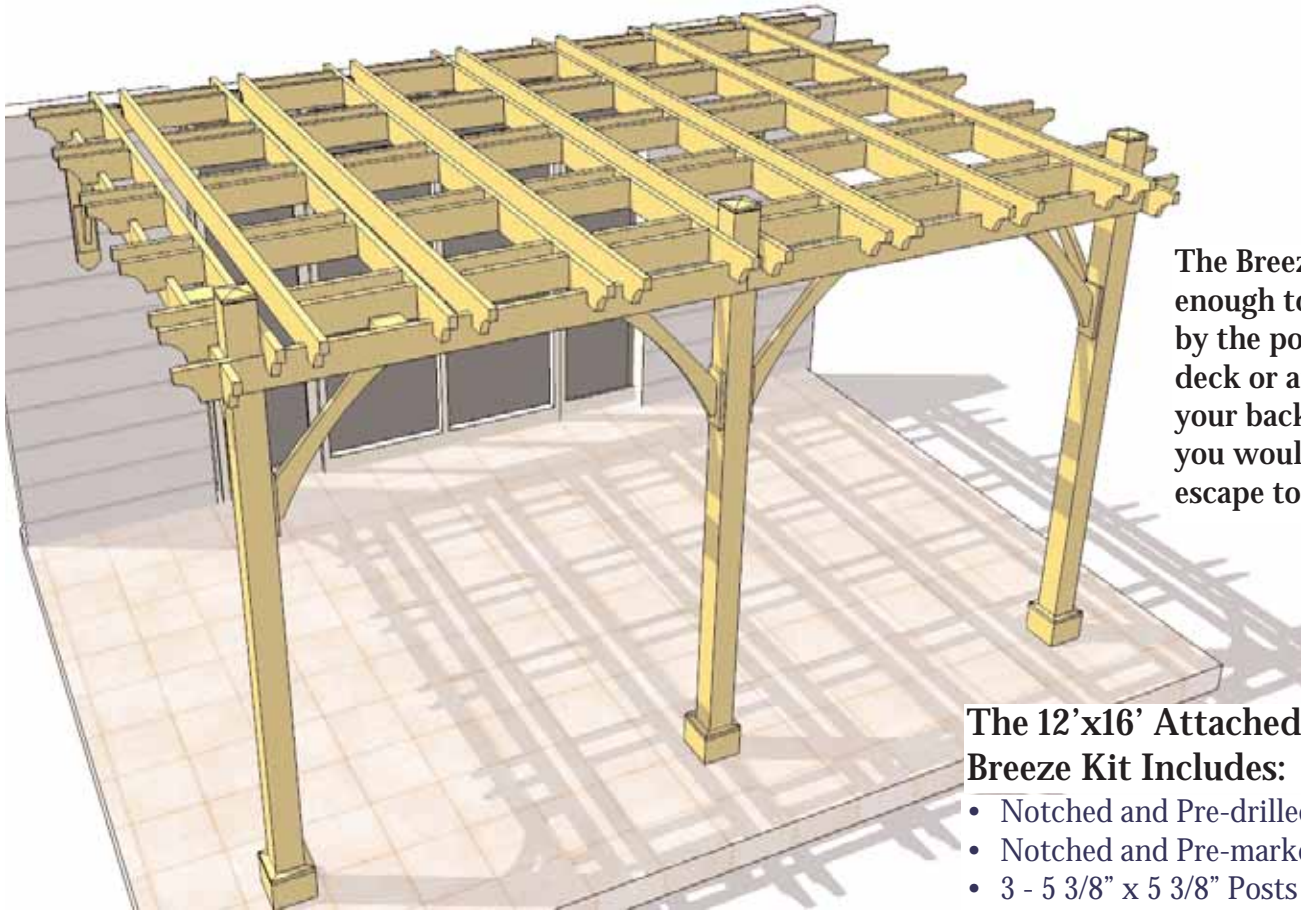
- 5 3/8" x 5 3/8" Posts
 1 1/2"t x 5 1/2"w Girders and Joists
 *Post Mounts not Included in kit.



Shipping Pkg. Size: 23" w 20" h x 162" l
Shipping Weight: = 750 lbs

12'x16' Attached Breeze Pergola

Item#BZ1216A



The Breeze is versatile enough to be enjoyed by the pool, on your deck or at a place in your backyard that you would love to escape to.

The 12'x16' Attached Breeze Kit Includes:

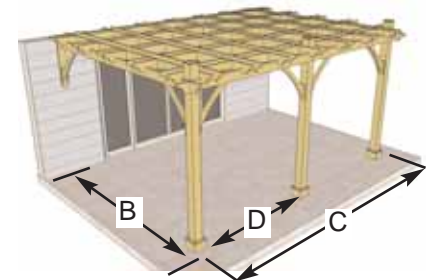
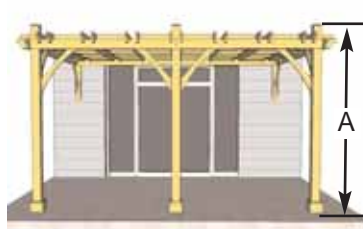
- Notched and Pre-drilled Girders
- Notched and Pre-marked Joists
- 3 - 5 3/8" x 5 3/8" Posts
- Western Red Cedar Construction
- Hardware Included (screws, nails and lag bolts)
- Step by Step Detailed Assembly Manual.

Specifications:

- A: Post Height = 108" or 144"
 B: Outside Post to Wall Depth = 145 1/2"
 C: Outside Post to Post Width = 192"
 D: Outside Post to Center Post = 87 3/4"

Materials List:

- 5 3/8" x 5 3/8" Posts
 1 1/2"t x 5 1/2"w Girders and Joists
 *Post Mounts not Included in kit.



Shipping Pkg. Size: 23" w x 28" h x 162" l
Shipping Weight: = 1000 lbs

Spa Shelters & Gazebos

9'x9' Naramata Spa Shelter

Item#N99

Ideal as a hot tub spa shelter, shade cover or an outdoor entertainment area.



The Naramata Kit Includes:

- Contemporary Black Aluminum Balusters and Corner Brackets
- Cedar Lap Sided Ceiling
- Viewing Skylight
- Western Red Cedar Construction
- Cedar Roof with Shingles Already Attached
- Panelized For Quick Assembly
- Hardware Included (screws and nails).

*Optional Bar and Adjustable Privacy Panels also available.

Specifications:

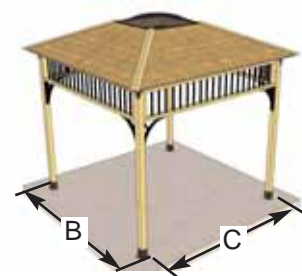
- A: Outside Height = 116"
 B: Outside Post to Post Width = 108"
 C: Outside Post to Post Depth = 108"

Materials List:

3 1/2" x 3 1/2" Posts

1 1/2"t x 5 1/2" Rafters

*Post Mounts not Included in kit.



Shipping Pkg. Size: 48" w 35" h x 90" l
Shipping Weight: = 750 lbs

12'x12' Getaway Spa Shelter

Item#G1212



Shelter your spa from the elements in style!

The Getaway Kit Includes:

- Sturdy 4 x4 Post Construction
 - Viewing Skylight
 - Western Red Cedar Construction
 - Cedar Roof with Shingles Already Attached
 - Panelized For Quick Assembly
 - Hardware Included (screws and nails).
- *Optional Bar and Adjustable Privacy Panels also available.

Specifications:

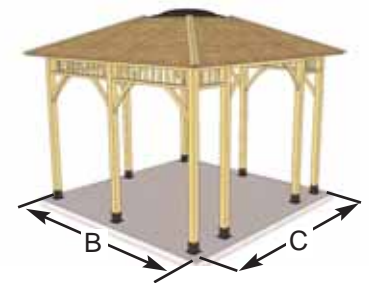
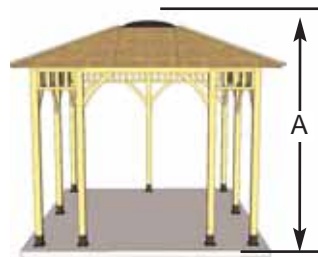
- A: Outside Height = 120"
 B: Outside Post to Post Width = 144"
 C: Outside Post to Post Depth = 144"

Materials List:

3 1/2" x 3 1/2" Posts

1 1/2" t x 3 1/2" Rafters

*Post Mounts not Included in kit.

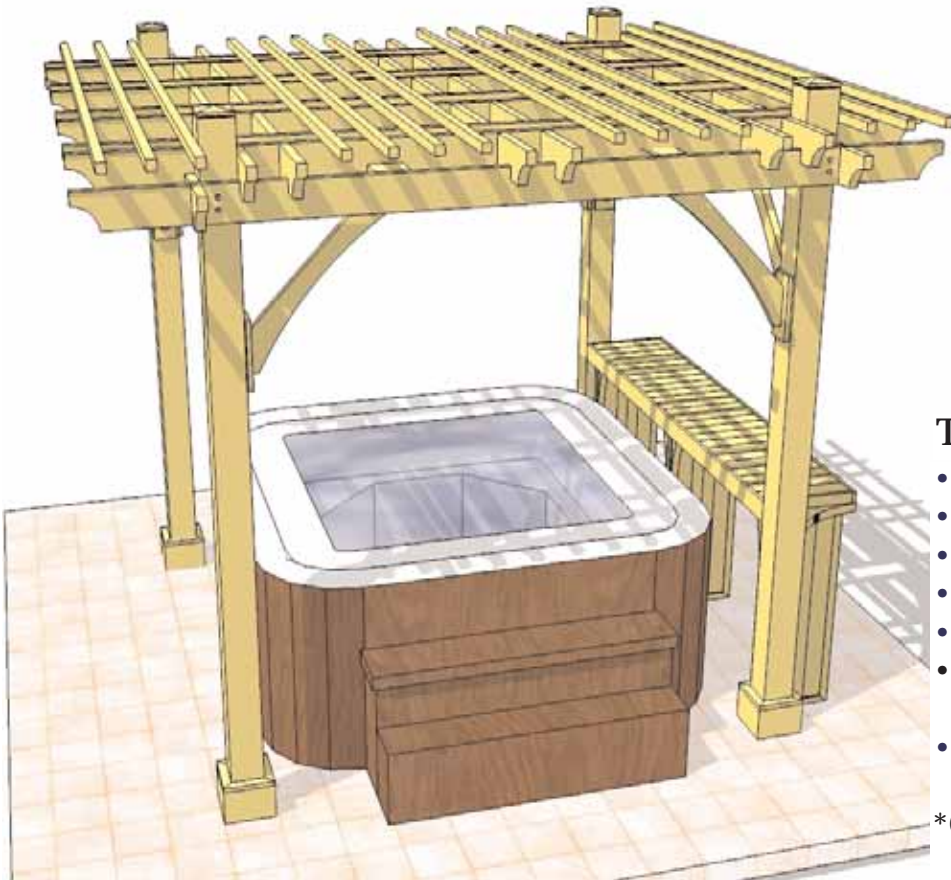


Shipping Pkg. Size: 48" w 50" h x 90" l
Shipping Weight: = 950 lbs

11'x9' Spa Breeze Pergola

Item#BZS119

The Spa Breeze is a gorgeous and finely crafted open-air structure that will provide both sun and shade while in your Hot Tub.



The Spa Breeze Kit Includes:

- Notched and Pre-drilled Girders
- Notched and Pre-marked Joists
- 4 - 5 3/8" x 5 3/8" Posts
- Sturdy Shade Canopy System
- Western Red Cedar Construction
- Hardware Included (screws, nails and lag bolts)
- Step by Step Detailed Assembly Manual.

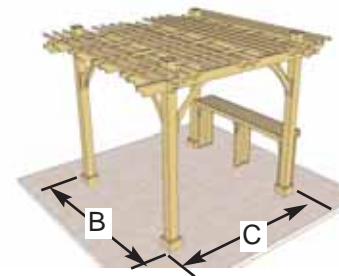
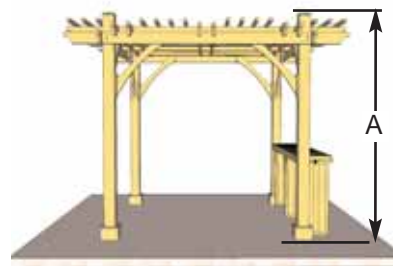
*Optional Bar available.

Specifications:

- A: Outside Height = 108"
- B: Outside Post to Post Width = 101"
- C: Outside Post to Post Depth = 101"

Materials List:

- 5 3/8" x 5 3/8" Posts
- 1 1/2"t x 5 1/2"w Girders and Joists
- *Post Mounts not Included in kit.



Shipping Pkg. Size: 23" w 24" h x 142" l
Shipping Weight: = 650 lbs

10'x10' Panorama Enclosure

Item#PAN1010



Enjoy your surroundings while inside the Panorama. Makes for a perfect spa enclosure or outdoor entertainment room.

The Panorama Kit Includes:

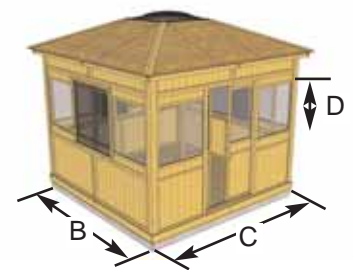

- Sturdy 4 x4 Post Construction
 - Viewing Skylight
 - Side-Sliding Plexiglas Windows
 - 3 Window Screens
 - Sliding Front Doors
 - Western Red Cedar Construction
 - Cedar Roof with Shingles Already Attached
 - Panelized For Quick Assembly
 - Hardware Included (screws and nails).
- * Floor Optional on this Model Only!

Specifications:

- A: Outside Height = 120"
 B: Outside Post to Post Width = 120"
 C: Outside Post to Post Depth = 120"
 D: Window Dimension = 32" x 32"
 E: Door Opening = 38" x 75"

Materials List:

- 3 1/2" x 3 1/2" Corner Posts
- Plexiglas Windows
- Plexiglas Viewing Skylight



Shipping Pkg. Size#1: 48" w 34" h x 88" l
 Shipping Pkg. Size#2: 52" w 34" h x 88" l
 Shipping Weight: = 1500 lbs

10' Octagon Bayside (Panelized) / Creekside Gazebo (Pre-cut)

Item#Bayside10/Creek10

The Bayside / Creekside Gazebo is the perfect gazebo marriage - beautifully designed and well crafted.



The 10' Octagon Kit Includes:

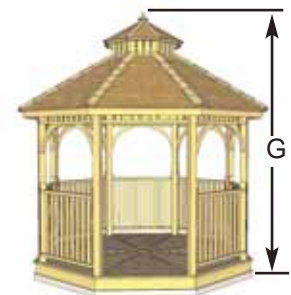
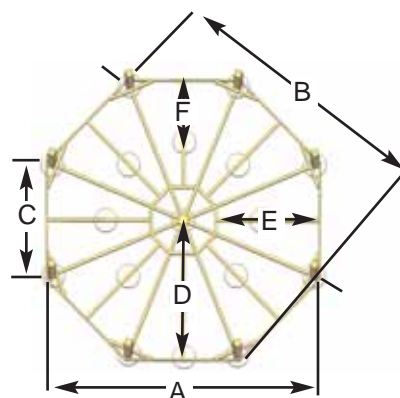
- Sturdy 3 1/2" x 3 1/2" Post and Rafter Construction
- Cedar Lap Sided Ceiling
- Functional Cupola Included
- Post / Rafter / Joists- Carriage Bolted
- 5/4" Cedar Deck Floor
- Western Red Cedar Construction
- Cedar Roof with Shingles Already Attached
- Panelized (Bayside) and Precut (Creekside) Models available
- Hardware Included (carriage bolts, screws and nails).

* Bench Option Available.

Specifications:

- A: Side to Side Outside Dimension =120 "
- B: Diagonal Outside Dimension =129 1/2 "
- C: Outside Rim Joist (longest) = 49 5/8"
- D: Outside Sidewall to Sidewall Radius =60"
- E: Outside to Inside Rim Joist = 45"
- F: Outside to Center Pier Block =22 1/2 "
- G: Overall Outside Height = 146"

Materials List: 3 1/2" x 3 1/2" Posts and Rafters.
1 1/2" x 5 1/2" Floor Joists. 5/4" x 5 1/2" Decking.



Shipping Pkg. Size: 54"w 47"h x 92"l
Shipping Weight: = 1200 lbs

12' Octagon Bayside (Panelized) / Creekside Gazebo (Pre-cut)

Item#Bayside12/Creek12



The Bayside / Creekside Gazebo is the perfect gazebo marriage - beautifully designed and well crafted.

The 12' Octagon Kit Includes:

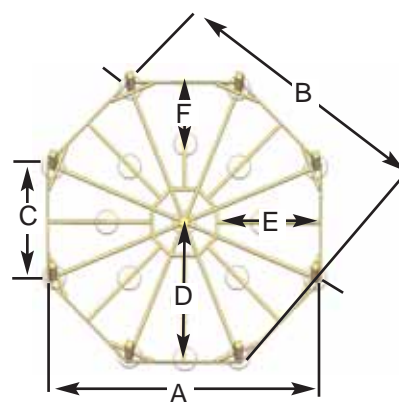
- Sturdy 3 1/2" x 3 1/2" Post and Rafter Construction
- Cedar Lap Sided Ceiling
- Functional Cupola Included
- Post / Rafter / Joists- Carriage Bolted
- 5/4" Cedar Deck Floor
- Western Red Cedar Construction
- Cedar Roof with Shingles Already Attached
- Panelized (Bayside) and Precut (Creekside) Models available
- Hardware Included (carriage bolts, screws and nails).

* Bench Option Available.

Specifications:

- A: Side to Side Outside Dimension =144 "
- B: Diagonal Outside Dimension =156 "
- C: Outside Rim Joist (longest) = 59 5/8"
- D: Outside Sidewall to Sidewall Radius =72"
- E: Outside to Inside Rim Joist = 55 3/4"
- F: Outside to Center Pier Block =31 3/4 "
- G: Overall Outside Height = 164"

Materials List: 3 1/2" x 3 1/2" Posts and Rafters.
1 1/2" x 5 1/2" Floor Joists. 5/4" x 5 1/2" Decking.



Shipping Pkg. Size: 54"w 63"h x 92"l
Shipping Weight: = 1500 lbs

Why Purchase from Outdoor Living Today?

Quality Craftsmanship and Manufacturing

Quality Craftsmen bring their expertise to the designing and manufacturing of all our products.

Durable and Beautiful Western Red Cedar (WRC) Construction

Choose a product that is made with the world's most preferred natural outdoor building material, providing:

- Rich wood grain and vibrant color
- Excellent dimensional stability and longevity
- Natural, non-toxic oils that act as a preservative to help the wood resist insects and decay
- A characteristic wood fragrance

Consistent Quality Control

Accessing raw material from our own Mills, which are members of the WRCLA and the Cedar Shake and Shingle Bureau (CSSB), ensures that quality materials are used for all of our products. Quality control checks are performed on all products for grade, size and packaging.

Reliable Customer Service

From Product Inquiries, Specifications, and Building Permits, to Ordering, Freight Tracking and Installation Advice, we want to help in any way we can. For professional and courteous assistance, please call our Toll Free Customer Service Center at 1-888-658-1658 or email us at sales@outdoorlivingtoday.com

Warranty

In the event of a missing or broken piece, simply call the Outdoor Living Today Customer Support Line @ 1-888-658-1658 within 30 days of the delivery of your purchase. It is our commitment to you to courier replacement parts, free of charge, within 10 business days of this notification. Replacement parts will not be provided free of charge after the 30 day grace period.

Contact Information



Outdoor Living Today Partnership

Canadian Address
9393 287th Street
Maple Ridge, British Columbia
Canada V2W 1L1

United States Address
P.O. Box 96
Sumas, Washington
USA 98295

Sales and Marketing :
Facsimile:
Toll Free:

604-462-1658
604-462-5333
1-888-658-1658

Outdoor Living Manufacturing Ltd.

1575 Fairview Road
Penticton, British Columbia
Canada, V2A 6A5

Manufacturing and Shipping:
Phone # 250-490-9797
Fax# 250-490-9799